



Parscan New 120V – Systematic diversity

The multifunctional spotlight system as a supplement to existing lighting installations

The evolution of Parscan brings a broad technical platform for even more quality of light, design flexibility and digital connectivity. A new generation of Spherolit lenses projects the light onto the target plane – precisely, uniformly and with superior efficiency. Miniaturized technology enables maximum optical performance even from size XS, and the design is timeless and minimalist. Connection via turning transadapter makes Parscan compatible with many existing

dimnable lighting installations, e.g. in projects such as museums, shops or sacred spaces. Parscan spotlights can be customized with tool-free, interchangeable lens units and a wide range of accessories to fulfill a wide variety of tasks.



Structure and characteristics

The features described here are typical of products in this range. Special versions may offer additional or varying features. A comprehensive description of the features of individual products can be found on our website.

1 ERCO lenses

- Made of optical polymer
- Spherolit lenses: narrow spot, spot, flood, wide flood, extra wide flood, oval flood, oval wide flood or wall-wash
- Zoom lenses: zoom spot or zoom oval; continuously focusable
- Projection lenses: narrow framing or wide framing; continuously focusable

2 Lens unit

- Rotatable through 360°
- Polymer, white or black
- Contour spotlights with framing attachment

3 ERCO LED-module

- High-power LEDs: warm white (2700K or 3000K), neutral white (3500K or 4000K), tunable white (2700-7500K) or RGBW
- Collimating lens made of optical polymer

4 Housing and bracket

- White (RAL9002), black or silver
- Die cast zinc or cast aluminum, powder-coated
- Pivotal 0°-90°
- Bracket: cast aluminum/polymer; rotatable through 360° on adapter

5 Control gear

- On-board Dim, Casambi Bluetooth or Zigbee
- On-board Dim version: rotary control for control of brightness on the luminaire

6 ERCO turning transadapter or ERCO turning adapter for 2-circuit track

Variants on request

- Housing: 10,000 further colors
- Please contact your ERCO consultant.



Design and application:
www.erco.com/parscan-120V

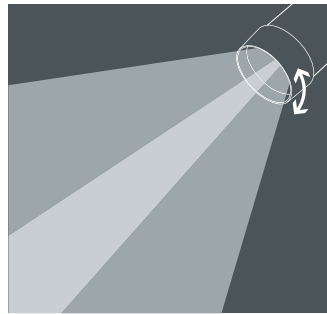
Parscan New 120V for 2-circuit track



Large lumen packages for very high illuminances
The attention of the viewer can be focused via contrasting accents. ERCO has high-performance luminaires with large lumen packages in its range for this purpose.



Contour spotlights
Framing attachments enable a sharply defined light beam. In this way fascinating effects can be created with contour spotlights, where crisply illuminated pictures appear to illuminate from within.



Zoom spotlights
The light beam diameter can be infinitely adjusted from spot (15°) to wide flood (65°) by simply turning the lens. Zoom spotlights are particularly suitable for illuminating areas with changing exhibits and merchandise.



RGBW luminaires
Using colored light, the environment can be designed and transformed with either subtle or dramatic contrasts. LEDs enable you to generate colored light very efficiently and flexibly.



Tunable white technology
Just as the color temperature outdoors changes continuously during the day, the color temperature of the lighting can be adjusted indoors to e.g. support lighting concepts for Human Centric Lighting.

Special characteristics



Large lumen packages for very high illuminances



Contour spotlight



Zoom spotlight



Colored light



Tunable white



ERCO high-power LEDs



Efficient Spherolit technology



Different light distributions



Oval flood, freely rotatable



Different light colors



Excellent thermal management



EMC-optimized



Various housing colors



Various construction sizes



Pivotable through 90°



Accessory for maximum visual comfort



On-board Dim



Casambi Bluetooth

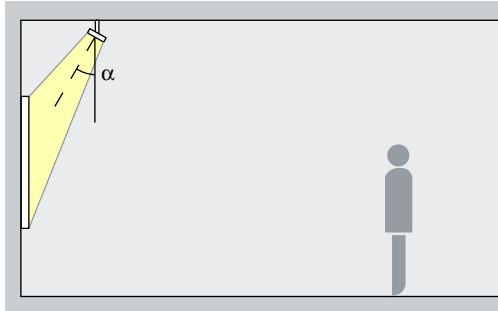


Zigbee

Parscan New 120V for 2-circuit track – Luminaire arrangement

Spotlights

Narrow spot, Spot, Flood



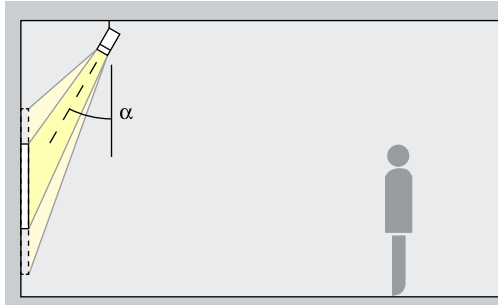
Accentuation

Works of art, merchandise and architectural details are effectively accentuated with Parscan. The ideal angle of tilt (α) for this is around 30° . The object is modeled without distorting the effect as a result of excessive shadowing. It also prevents shadows cast by the observer.

Arrangement: $\alpha = 30^\circ$

Zoom spotlights

Zoom spot, Zoom oval



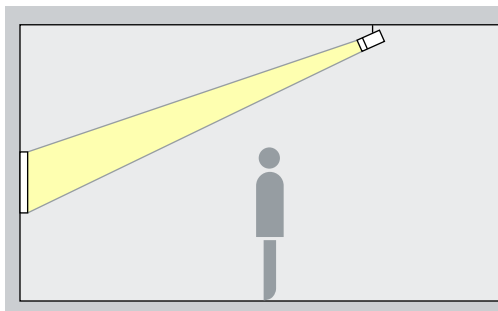
Accentuation

Zoom spotlights feature a continuously adjustable beam angle. With the spot to wide flood zoom range, smaller works of art can be accentuated effectively at an inclination angle (α) of approximately 30° . The oval zoom is suitable for linear works of art. The object is modeled without distorting the effect as a result of excessive shadowing. It also prevents shadows cast by the observer.

Arrangement: $\alpha = 30^\circ$

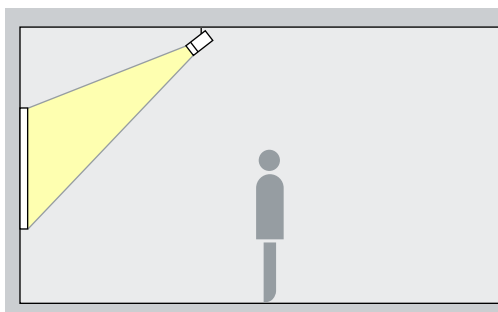
Contour spotlights

Narrow framing, Wide framing



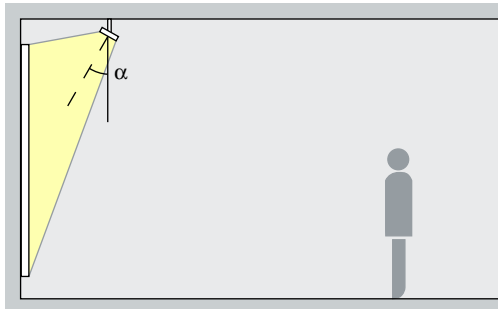
Projection

Contour spotlights generate freely adjustable, crisp-edged light beams. As a result fascinating effects can be created where pictures appear to illuminate from within. Select narrow framing to accurately illuminate small exhibits from a long distance and wide framing to accurately illuminate large exhibits from a short distance.



Floodlights

Wide flood, Extra wide flood, Oval wide flood, Oval flood



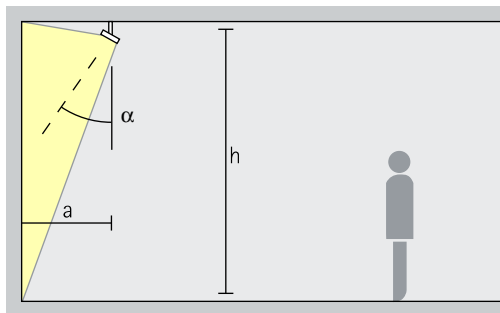
Washlighting

The ideal angle of tilt (α) for floodlighting objects with a long, square shape, e.g. pictures, sculptures or merchandise displays, is around 30° .

Arrangement: $\alpha = 30^\circ$

Parscan New 120V for 2-circuit track – Luminaire arrangement

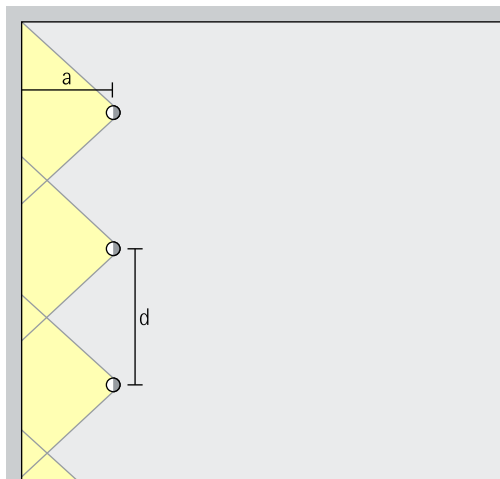
Lens wallwashers
Wallwash



Wallwashing

For uniform vertical lighting, the distance to the wall (a) of Parscan wallwashers should be around one third of the room height (h). This results in an angle of tilt (α) of around 35°.

Arrangement: $a = 1/3 \times h$ or $\alpha = 35^\circ$



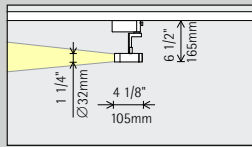
For good longitudinal uniformity, the luminaire spacing (d) of Parscan wallwashers may be up to 1.2 times the distance to the wall (a).

Arrangement: $d \leq 1.2 \times a$

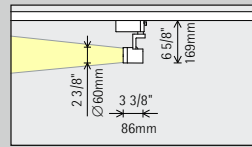
Optimal wall distances and luminaire spacing values for individual products are specified in the wall-washer tables at www.erco.com.

Parscan 120V New for 2-circuit track

Size



XS
Ø 1 1/4"



S
Ø 2 3/8"

LED module
Maximum value at 4000K CRI 82

2W/272lm	3.1W/382lm (Narrow spot)
3.1W/382lm	

5.7W/810lm	3.1W/382lm (Narrow spot)
8.1W/1086lm	

Light Color

	2700K CRI 92		3500K CRI 92
	3000K CRI 92		4000K CRI 82
	3000K CRI 97		4000K CRI 92

	2700K CRI 92		3500K CRI 92
	3000K CRI 92		4000K CRI 82
	3000K CRI 97		4000K CRI 92

Light distribution

Spotlights		Floodlights	
	Narrow spot		Wide flood
	Spot		Extra wide flood
	Flood		Oval flood
Zoom spotlights		Lens wallwashers	
	Zoom spot		Wallwash
	Zoom oval		

Spotlights		Floodlights	
	Narrow spot		Wide flood
	Spot		Extra wide flood
	Flood		Oval flood
Zoom spotlights		Oval wide flood	
	Zoom spot	Lens wallwashers	
	Zoom oval		Wallwash
Contour spotlights			
	Narrow framing		
	Wide framing		

Control

	On-board Dim
	Casambi Bluetooth + 0-10V via Bridge
	Zigbee

	On-board Dim
	Casambi Bluetooth + 0-10V via Bridge
	Zigbee

Color (housing)

	White		Silver
	Black		10,000 Colors *

	White		Silver
	Black		10,000 Colors *

Accessory

	Lenses		Lens Units		Snoot		Add-on Control Units
	Filter		Honeycomb louvre		Barn doors		Bridges/Gateways * 0-10V, DALI, DMX

5.7W/614lm

7.4W/713lm

Tunable white

RGBW

Spotlights	Floodlights
Spot	Wide flood
Flood	Extra wide flood
Zoom spotlights	Oval flood
Zoom spot	Oval wide flood
Zoom oval	Lens wallwashers
Contour spotlights	Wallwash
Narrow framing	
Wide framing	

Spotlights	Floodlights
Spot	Wide flood
Flood	Extra wide flood
Zoom spotlights	Oval flood
Zoom spot	Oval wide flood
Zoom oval	Lens wallwashers
Contour spotlights	Wallwash
Narrow framing	
Wide framing	

Casambi Bluetooth
+ 0-10V via Bridge

Zigbee

Casambi Bluetooth
+ 0-10V via Bridge

Zigbee

	White		Silver
	Black		10,000 Colors *

	White		Silver
	Black		10,000 Colors *

* available on request

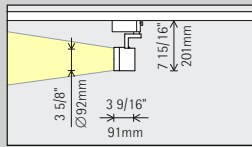
Article numbers and planning data:
www.erco.com/020810-us

Design and application:
www.erco.com/parscan-120v



Parscan 120V New for 2-circuit track

Size



M
 \varnothing 3 5/8"

LED module Maximum value at 4000K CRI 82

12.8W/1822lm	4.2W/481lm (Narrow spot)
18.1W/2444lm	

12.6W/1335lm

Light Color

	2700K CRI 92		3500K CRI 92
	3000K CRI 92		4000K CRI 82
	3000K CRI 97		4000K CRI 92

	Tunable white
--	---------------

Light distribution

Spotlights	Floodlights
Narrow spot	Wide flood
Spot	Extra wide flood
Flood	Oval flood
Zoom spotlights	Oval wide flood
Zoom spot	Lens wallwashers
Zoom oval	Wallwash
Contour spotlights	
Narrow framing	
Wide framing	

Spotlights	Floodlights
Spot	Wide flood
Flood	Extra wide flood
Zoom spotlights	Oval flood
Zoom spot	Oval wide flood
Zoom oval	Lens wallwashers
Contour spotlights	Wallwash
Narrow framing	
Wide framing	

Control

	On-board Dim
	Casambi Bluetooth + 0-10V via Bridge
	Zigbee

	Casambi Bluetooth + 0-10V via Bridge
	Zigbee

Color (housing)

	White		Silver
	Black		10,000 Colors *












	White		Silver
	Black		10,000 Colors *

Accessory

	Lenses		Lens Units		Snoot		Add-on Control Units
	Filter		Honeycomb louvre		Barn doors		Bridges/Gateways * 0-10V, DALI, DMX





12.6W/1156lm

 RGBW

Spotlights	Floodlights
 Spot	 Wide flood
 Flood	 Extra wide flood
Zoom spotlights	 Oval flood
 Zoom spot	 Oval wide flood
 Zoom oval	Lens wallwashers
Contour spotlights	 Wallwash
 Narrow framing	
 Wide framing	

 Casambi Bluetooth
+ 0-10V via Bridge

 Zigbee

 White	 Silver
 Black	 10,000 Colors *

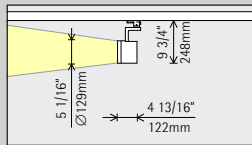
Article numbers and planning data:
www.erco.com/020810-us

Design and application:
www.erco.com/parscan-120v

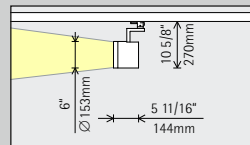


Parscan 120V New for 2-circuit track

Size



L
Ø 5 1/16"



XL
Ø 6"

LED module Maximum value at 4000K CRI 82

15.7W/2350lm	12.6W/1443lm (Narrow spot)
25.1W/3523lm	

20.6W/3085lm	16.8W/1924lm (Narrow spot)
32.9W/4624lm	

Light Color

	2700K CRI 92		3500K CRI 92
	3000K CRI 92		4000K CRI 82
	3000K CRI 97		4000K CRI 92

	2700K CRI 92		3500K CRI 92
	3000K CRI 92		4000K CRI 82
	3000K CRI 97		4000K CRI 92

Light distribution

Spotlights	Floodlights
Narrow spot	Wide flood
Spot	Extra wide flood
Flood	Oval flood
Zoom spotlights	Oval wide flood
Zoom spot	Lens wallwashers
Zoom oval	Wallwash
Contour spotlights	
Narrow framing	
Wide framing	

Spotlights	Floodlights
Narrow spot	Wide flood
Spot	Extra wide flood
Flood	Oval flood
Lens wallwashers	Oval wide flood
Wallwash	

Control

	On-board Dim
	Trailing edge dimmable
	Casambi Bluetooth + 0-10V via Bridge

	Switchable
	Trailing edge dimmable
	Casambi Bluetooth + 0-10V via Bridge

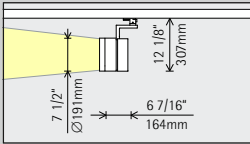
Color (housing)

	White		Silver
	Black		10,000 Colors *

	White		Silver
	Black		10,000 Colors *

Accessory

	Lenses		Lens Units		Snoot
	Filter		Honeycomb louvre		Barn doors



XXL
 Ø 7 1/2"

35.3W/5288lm	21.6W/2673lm (Narrow spot)
56.4W/7927lm	

	2700K CRI 92		3500K CRI 92
	3000K CRI 92		4000K CRI 82
	3000K CRI 97		4000K CRI 92

Spotlights	Floodlights
Narrow spot	Wide flood
Spot	Extra wide flood
Flood	Oval flood
Lens wallwashers	Oval wide flood
Wallwash	

	Trailing edge dimmable
	Casambi Bluetooth + 0-10V via Bridge

	White		Silver
	Black		10,000 Colors *

Article numbers and planning data:
www.erco.com/020810-us

Design and application:
www.erco.com/parscan-120v





Small informational label below the left artwork.



Small informational label below the right artwork.

