

Beamer – Maximum visual comfort for the highest demands

Adaptive projectors without spill light that master light and darkness in outdoor spaces

Beamer projectors are precision tools for the most demanding outdoor lighting tasks – technically on a par with the best museum spotlights. With compact and corrosion-free housings, they feature exceptional quality of light, adaptivity and digital connectivity. The light emission of their innovative darklight optics is highly uniform and without spill light. This gives the projectors maximum visual comfort and a magical appear-

ance. The circumstances change? Interchangeable optics including zoom and wallwash adapt to new requirements, and filter and lens accessories serve for fine tuning. Options such as 0-10V, wireless dimming via Casambi Bluetooth, Tunable White and RGBW colors transform smart lighting scenarios into reality.





Structure and characteristics

The features described here are typical of products in this range. Special versions may offer additional or varying features. A comprehensive description of the features of individual products can be found on our website.

1 ERCO lenses

- Made of optical polymer
- Darklight lenses: narrow spot, spot, flood, wide flood or extra wide flood
- Spherolit lenses: oval flood, oval wide flood or wallwash
- Zoom lenses: zoom spot or zoom oval; continuously focusable

2 ERCO LED-module

- High-power LEDs: warm white (2700K or 3000K), neutral white (3500K or 4000K), tunable white (2700-7500K) or RGBW
- Collimating lens made of optical polymer

3 Light head

- Graphit m
- Corrosion-resistant cast aluminum, No-Rinse surface treatment
- Double powder-coated
- Non-reflective safety glass

4 Housing and hinge

- Graphit m
- Coated polymer
- Optimized surface for reduced accumulation of dirt
- 90° tilt
- Internal wiring
- Scale disc: corrosion-resistant aluminum

5 Control gear

- Switchable, 0-10V dimmable or Casambi Bluetooth

6 Mounting plate

- Graphit m, coated polymer
- Rotatable through 330°

or

connection thread G1/2

- Stainless steel
- Rotatable through 360°

Variants on request

- High-power LEDs: 3000K CRI 97 or 2700K, 3500K, 4000K with CRI 92
 - Housing: 10,000 further colors
- Please contact your ERCO consultant.




Design and application:
www.erco.com/beamer

Beamer Projectors



Darklight technology
The Darklight lens not only creates a magical impression with just one light point. It also offers precise, uniform light distributions and maximum visual comfort.



Zoom projectors
Adjustable zoom light distributions make it possible to continuously adjust beam angles. Round or oval light distribution with zoom optic can be selected between.



RGBW luminaires
Using colored light, the environment can be designed and transformed with either subtle or dramatic contrasts. LEDs enable you to generate colored light very efficiently and flexibly.



Tunable white technology
Tunable white enables you to dynamically adjust the light color. Always illuminate art or the surfaces of materials perfectly and highlight colors ideally.



Diverse accessories
Accessories enable you to match lighting tools to special applications. For example, use conversion filters to shift the light color or swap the light distribution.

Special characteristics	
	Efficient low brightness technology
	Zoom projectors
	Colored light
	Tunable white
	Extensive accessories

	ERCO high-power LEDs
	Optical cut-off 40°/50°/60° from horizontal
	Different light distributions
	Oval flood, freely rotatable
	Different light colors

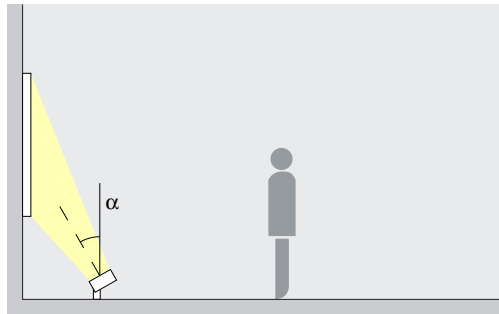
	Excellent thermal management
	EMC-optimized
	Various construction sizes
	Degree scale for good adjustability
	Pivotable through 90°
	Wet location

	Switchable
	0-10V dimmable
	Casambi Bluetooth

Beamer Projectors – Luminaire arrangement

Projectors

Narrow spot, Spot, Flood



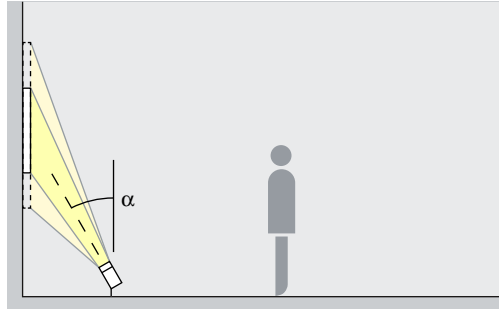
Accentuation

An angle of inclination (α) of approx. 30° is suitable for accent lighting with Beamer projectors. This emphasizes the three-dimensionality of architectural details, sculptures and trees without distorting the spatial impression with excessive shadowing.

Arrangement: $\alpha = 30^\circ$

Zoom projectors

Zoom spot, Zoom oval



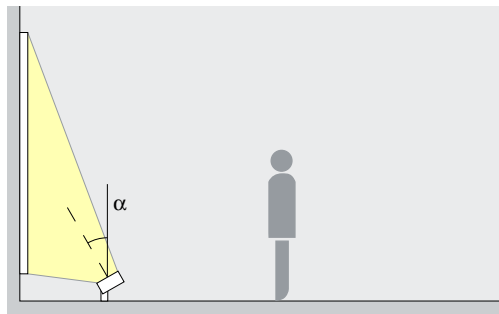
Accentuation

Zoom projectors feature a continuously adjustable beam angle. With the spot to wide flood zoom range, smaller objects can be accentuated effectively at an inclination angle (α) of approximately 30° . Oval zoom is suitable for elongated objects. The object is modeled without distorting the effect as a result of excessive shadowing. It also prevents shadows cast by the observer.

Arrangement: $\alpha = 30^\circ$

Floodlights

Wide flood, Extra wide flood, Oval wide flood, Oval flood



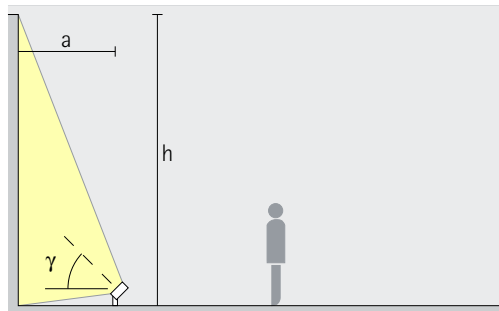
Washlighting

Beamer projectors ensure uniform floodlighting of wall surfaces or trees. The ideal angle of tilt (α) for this is approximately 30° .

Arrangement: $\alpha = 30^\circ$

Lens wallwashers

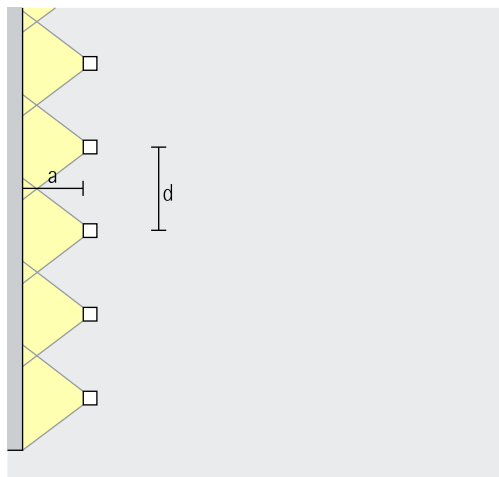
Wallwash



Wallwashing

Outdoors, uniform vertical lighting defines spatial borders. The distance to the wall (a) of Beamer wallwashers should be around one third of the wall height (h) for this purpose. This results in an angle of tilt (γ) of around 55° .

Arrangement: $a = 1/3 \times h$ or $\gamma = 55^\circ$



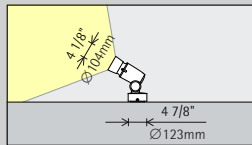
For good longitudinal uniformity, the luminaire spacing (d) of Beamer wallwashers may be up to 1.2 times the distance to the wall (a).

Arrangement: $d \leq 1.2 \times a$

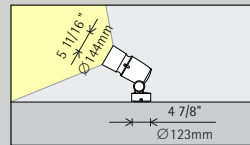
Optimal wall distances and luminaire spacing values for individual products are specified in the wall-washer tables at www.erco.com.

Beamer Projectors, floodlights, wallwasher

Construction size



S
 \varnothing 4 1/8"



M
 \varnothing 5 11/16"

LED module Maximum value at 4000K CRI 82

8.1W/1086lm	2.0W/272lm (Narrow spot)
12.4W/1528lm	

14.1W/1901lm	2.0W/272lm (Narrow spot)
21.6W/2673lm	

Light color

	2700K CRI 92 *		3500K CRI 92 *
	3000K CRI 92		4000K CRI 82
	3000K CRI 97 *		4000K CRI 92 *

	2700K CRI 92 *		3500K CRI 92 *
	3000K CRI 92		4000K CRI 82
	3000K CRI 97 *		4000K CRI 92 *

Light distribution

Projectors	Floodlights
Narrow spot	Wide flood
Spot	Extra wide flood
Flood	Oval flood
Zoom projectors	Oval wide flood
Zoom spot	Lens wallwashers
Zoom oval	Wallwash

Projectors	Floodlights
Narrow spot	Wide flood
Spot	Extra wide flood
Flood	Oval flood
Zoom projectors	Oval wide flood
Zoom spot	Lens wallwashers
Zoom oval	Wallwash

Control

	Switchable
0-10V	0-10V
	Casambi Bluetooth

	Switchable
0-10V	0-10V
	Casambi Bluetooth

Color (housing)

	Graphit m
	10,000 colors *










	Graphit m
	10,000 colors *

Accessories

	Lenses		Ground socket		Attachment
	Filter		Concrete anchor		Clamping plate
	Lens Units		Mounting plate		Spacer
	Distribution box		Cantilever arm		

16.3W/1637lm

Tunable white










Projectors	Floodlights
 Spot	 Wide flood
 Flood	 Extra wide flood
Zoom projectors	 Oval flood
 Zoom spot	 Oval wide flood
 Zoom oval	Lens wallwashers
	 Wallwash

Casambi Bluetooth

Graphit m
10,000 colors *

17,9W/1516lm

RGBW

Projectors	Floodlights
 Spot	 Wide flood
 Flood	 Extra wide flood
Zoom projectors	 Oval flood
 Zoom spot	 Oval wide flood
 Zoom oval	Lens wallwashers
	 Wallwash

Casambi Bluetooth

Graphit m
10,000 colors *

* available on request

Article numbers and planning data:
www.erco.com/020811-us

Design and application:
www.erco.com/beamer



