



Light Board – An established archetype

Light Board is a strong partner for virtually any lighting task

Characteristic for Light Board is its striking design: the flat housing with sophisticated thermal management ensures a long service life. The innovative lighting technology with high visual comfort and easy adjustability is the ideal solution for lighting tasks in sales spaces and museums. Light Board offers different luminous flux packages suitable for accent lighting over long distances, even in high rooms, and for illuminating walls.

Light Board for 2-circuit track



Structure and characteristics

The features described here are typical of products in this range. Special versions may offer additional or varying features. A comprehensive description of the features of individual products can be found on our website.

1 ERCO Spherolit lens

- Light distributions: narrow spot, spot, flood, wide flood, extra wide flood, oval flood or wallwash
- Oval flood adjustable through 90°

2 ERCO LED-module

- High-power LEDs: warm white (2700K or 3000K) or neutral white (3500K or 4000K)
- Collimating lens made of optical polymer

3 Housing and bracket

- White (RAL9002), black or silver
- Cast aluminum, powder-coated
- 0°-90° tilt
- Bracket on adapter rotatable through 360°
- Internal wiring
- Front cover: polymer, black

4 Control gear

- Trailing edge dimmable+On-board Dim
- Dimming with external dimmers (trailing edge) possible and rotary control for brightness control on the luminaire

5 ERCO turning adapter for 2-circuit track

Variants on request

- Housing: 10,000 further colors
- Please contact your ERCO consultant.



Design and application:
www.erco.com/light-board



Light Board for 2-circuit track














Large lumen packages for very high illuminances
 The attention of the viewer can be focused via contrasting accents. ERCO has high-performance luminaires with large lumen packages in its range for this purpose.

Small luminaire dimensions
 Small luminaires are discreet and place the focus on the light itself. Compact luminaire dimensions are particularly advantageous with small rooms.

Special characteristics

-  Large lumen packages for very high illuminances
-  Small luminaire dimensions

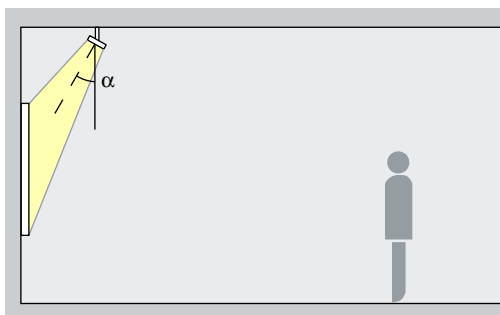
-  ERCO high-power LEDs
-  Efficient Spherolit technology
-  Different light distributions
-  Different light colors
-  Excellent thermal management
-  EMC-optimized
-  Various housing colors
-  Various construction sizes
-  Pivotable through 90°
-  Accessory for maximum visual comfort

 Trailing edge dimmable + On-board Dim

Light Board for 2-circuit track – Luminaire arrangement

Spotlights

Narrow spot, Spot, Flood



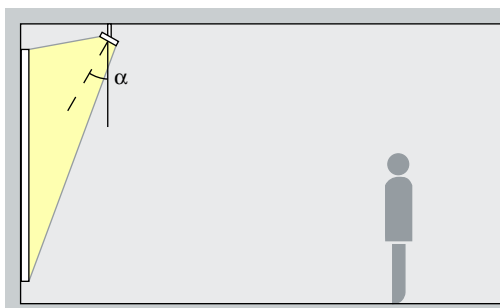
Accentuation

Light Board spotlights accentuate artwork, products and architectural details effectively. The ideal angle of tilt (α) for this is around 30° . The object is modelled without distorting the effect as a result of excessive shadowing. It also prevents shadows cast by the observer.

Arrangement: $\alpha = 30^\circ$

Floodlights

Wide flood, Extra wide flood, Oval flood



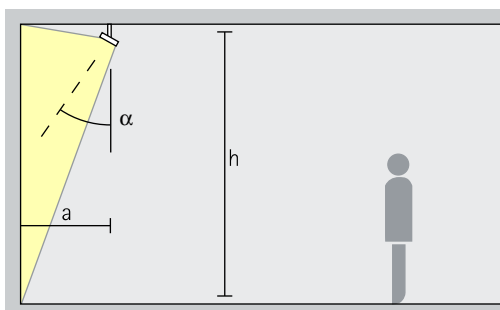
Washlighting

The ideal angle of tilt (α) for floodlighting objects with a long, square shape, e.g. pictures, sculptures or merchandise displays, is around 30° .

Arrangement: $\alpha = 30^\circ$

Lens wallwashers

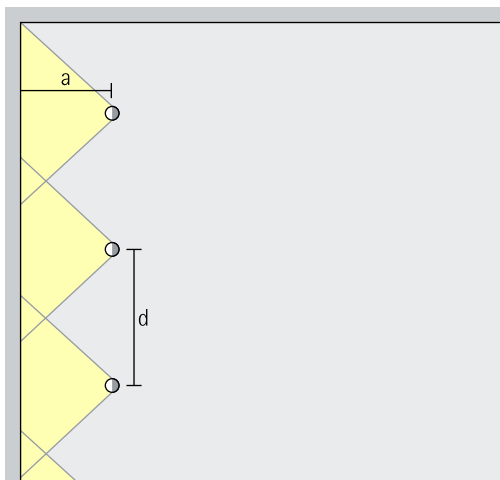
Wallwash



Wallwashing

For uniform vertical illuminance, the distance (a) of Light Board lens wallwashers from the wall should be around one third of the room height (h). This results in an angle of tilt (α) of approx. 35° .

Arrangement: $a = 1/3 \times h$ or $\alpha = 35^\circ$



For good longitudinal uniformity, the spacing (d) of Light Board lens wallwashers may be up to 1.2 times the offset from the wall (a).

Arrangement: $d \leq 1.2 \times a$

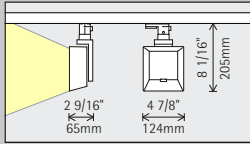
The optimal wall offset and luminaire spacing for each product are indicated in the wallwasher tables in the catalogue and the product data sheets.

Museo de Arte
Moderno de
Buenos Aires,
Buenos Aires.
Architecture:
Estudio M/SG/S/
S/S + Arq. Matias
Ragonese, Buenos
Aires. Exhibition
design: Equipo
Museo Moderno.
Lighting design:
Francisco Meilan -
GNBA Consultores.
Photography:
Edgar Zippel,
Berlin.

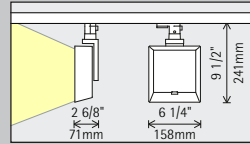


Light Board for 2-circuit track

Construction size 4 7/8"



Construction size 6 1/4"



LED module
Maximum value at 4000K CRI 82

12W/1650lm	4W/550lm (Narrow spot)
------------	------------------------

24W/3300lm	12W/1650lm (Narrow spot)
------------	--------------------------

Light color

	2700K CRI 92		3500K CRI 92
	3000K CRI 92		4000K CRI 82
	3000K CRI 97		4000K CRI 92

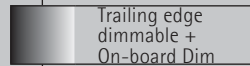
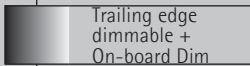
	2700K CRI 92		3500K CRI 92
	3000K CRI 92		4000K CRI 82
	3000K CRI 97		4000K CRI 92

Light distribution

Spotlights		Floodlights	
	Narrow spot		Wide flood
	Spot		Extra wide flood
	Flood		Oval flood
		Lens wallwashers	
			Wallwash

Spotlights		Floodlights	
	Narrow spot		Wide flood
	Spot		Extra wide flood
	Flood		Oval flood
		Lens wallwashers	
			Wallwash

Control



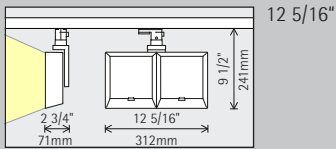
Color (housing)

	White		Silver
	Black		10,000 colors *

	White		Silver
	Black		10,000 colors *

Accessories

	Lenses
	Snoots



48W/6600lm	24W/3300lm (Narrow spot)
------------	--------------------------

	2700K CRI 92		3500K CRI 92
	3000K CRI 92		4000K CRI 82
	3000K CRI 97		4000K CRI 92

Spotlights		Floodlights	
	Narrow spot		Wide flood
	Spot		Extra wide flood
	Flood		Oval flood
		Lens wallwashers	
			Wallwash


Trailing edge dimmable + On-board Dim

	White		Silver
	Black		10,000 colors *

* available on request

Article numbers and planning data:
www.erco.com/012364-us

Design and application:
www.erco.com/light-board



BIER? ■ FASS UND FASSMACHER

FASS UND FASSMACHER

Das Bierfass ist ein zentrales Element der Bierkultur. Es wird aus Eichenholz gefertigt und ist ein Meisterwerk der Holzverarbeitung. Die Fassmacher sind Experten in diesem Handwerk, die seit Jahrhunderten ihre Fertigkeiten weitergeben. Die Fässer sind nicht nur für die Lagerung von Bier geeignet, sondern auch für die Herstellung von Wein, Obstweinen und anderen Getränken. Die Fässer sind ein wichtiger Bestandteil der Bierkultur und haben eine lange Tradition.

FASS UND COOPER

Die Fassmacher sind Experten in diesem Handwerk, die seit Jahrhunderten ihre Fertigkeiten weitergeben. Die Fässer sind nicht nur für die Lagerung von Bier geeignet, sondern auch für die Herstellung von Wein, Obstweinen und anderen Getränken. Die Fässer sind ein wichtiger Bestandteil der Bierkultur und haben eine lange Tradition.



WASSER

INST

KONZERN

CK TO THE ROOTS: THE BIRD

TRINKHALTEN

BEIHALTEN

ALS NÄHRMEDIUM

HEMELN

BIER UND SAUER

THE BIRD TO ROOTS - THE BIRD
NÄHRMEDIUM

FROM BIRD TO BIRD - BIRD AS
NÄHRMEDIUM

