ERCO

Luminaires for the world of shopping

Lighting tools with chip-on-board LEDs

ERCO lighting tools for the world of shopping
Economical retail lighting with chip-on-board LED

ERCO chip-on-board LED technology for economical retail lighting
Light is the fourth dimension of architecture. Each form of architecture places differing demands on light – especially in the retail sector. The interplay of light and surfaces lends a shop its unique identity and atmosphere. The optimum spatial effect requires the right light distributions, and a suitable light spectrum makes the quality of materials of the merchandise visually tangible. Light distributions, light colours and colour rendering for retail environments are perfectly combined by ERCO in the form of its luminaire range for chip-on-board LED technology (COB LED).

Light colours, spectra and special solutions
Chip-on-board technology is characterised by several single LEDs being grouped on a chip and covered with a phosphor layer optimised for the specific application. This enables finely nuanced graduations to be achieved with light colour and light spectrum. Eight different spectra including one specifically for the fashion industry provide owners and designers with a previously unknown selection of variants. With its 'ERCO individual' service, ERCO also offers further light colours and spectra as well as project-specific special constructions on request.

Lighting technology optimised for COB technology
For its range of luminaires with chip-on-board LEDs, ERCO uses its own optimised photometric approach with lenses instead of the usual reflectors. The advantage in application: light distributions can be changed without tools, light beams with uniform brightness distribution and soft transitions at the edges. As in the assortment for luminaires with High-Power LEDs, projection optics are also used in COB luminaires. The lighting technology utilises reliable and interchangeable ERCO Spherolit lenses combined with a collimator. In contrast to luminaires with reflectors normally used in the retail industry, this enables a diversity of precise and specialised light distributions. In addition to spot, flood and wide flood light distributions, merchandise can also be displayed in a nuanced way with asymmetric distributions such as oval flood and wallwash. These optics optimised for COB LED technology also feature a classic appearance when directly viewed. No individual LED points can be seen on the luminaire's light emission surface. Instead of this the viewer sees a homogeneously bright surface as is familiar from traditional lamps. ERCO luminaires with COB LED therefore offer not only a unique level of performance but also an aesthetic alternative.

Content

Light for worlds of shopping
Displaying with light

Trends change, but human perception remains the same. This is presumably the reason why the concept of perception-orientated lighting, as formulated by the lighting designer R. Kelly in the middle of the last century, has lost none of its relevance. The approach aims at attention-grabbing light, a high level of visual comfort, the effective displaying of merchandise and brands and a subtle guidance function for customers through the store. By focusing on the customers and merchandise, retail lighting brings together general lighting components, accent light and decorative effects as hardly any other lighting application does. Here are some examples:

For more shop projects see:
www.erco.com/shop

Providing orientation

Light creates hierarchies in perception – vertical lighting in particular guides customers in rooms and leads through worlds of merchandise. Different lighting levels establish zones and thus provide orientation. Uniform wallwashing on the back walls of a space serves for example to draw customers into the less prominent areas of the shop.

Modelling brand identity

Emphasising the identity of a brand is one of the most important tasks assumed by retail lighting. In addition to formal factors, this also includes a uniform lighting concept throughout the store that significantly determines the spatial atmosphere. For example by specifying the light colour – warm light colours, e.g. 2700K or 3000K, create a cosy, comfortable atmosphere whereas cooler light colours such as 4000K achieve a fresh and realistic appearance.

Telling stories

Well thought-out spatial drama achieves a subtle sense of suspense in shop displays. Light is an integral part of this concept, and as a consequence the brightest point in the room gains the most attention. Associated products or themes can also be grouped together using differing light beams. In this way brand messages and product stories can be communicated in an emotional and sustainable way.

Creating a sense of drama

When drawing up shop concepts, the contrast ratios and specific light distribution determine the spatial impression. Pinpoint accents create a sense of drama and suspense, whereas wallwashing achieves a transparent, airy atmosphere. Uniform general lighting without distinct differentiation into zones on the other hand communicates openness but usually lacks impact.

Presenting merchandise as art

To strengthen a product or brand image, communicate a sense of value and symbolically charge merchandise, retail designers have frequently taken inspiration from the differentiated toolbox of museum design and its lighting methods: narrow accents create focused, individual attention on objects whilst uniform wallwashing gives the merchandise space to breathe.

ERCO COB LED technology
Planning notes for chip-on-board luminaires

The purchase decision of customers is guided by emotions. The first impression decides about quality and value, about 'wanting to have' or 'leaving behind'. Light in this regard is a tool allowing the over-the-counter retail sector to optimally display products. The light spectrum must be matched to the materials of the merchandise, just as the light distribution must be matched to the size of the product and the illuminance to the light atmosphere in the shop. For this reason ERCO with its luminaires for chip-on-board LEDs offers a portfolio of spectra, wattages and light distributions specifically matched to retail applications and at particularly economical prices.

Selecting the right spectrum
The quality of light can be specified via the light colour, the white tone and the colour rendering. Light colour is specified in Kelvin, and the higher the value (e.g. 4000K for neutral white) the cooler the impression of the white light. Colour rendering on the other hand compares the visual impression of selected colours according to the selected light source and a reference spectrum of identical light colour. A colour rendering index of Ra ≥90 corresponds to a very natural colour rendering level. However, because this method compares only eight pastel tones, a visual test is always recommended for specific merchandise. Colour rendering (e.g. Ra ≥90) and light colour (e.g. 4000K) can be simplified to '940'.

Warm white
Warm white light colours correspond to the colour impression familiar from incandescent and tungsten halogen lamps, and are suitable for warm-toned materials. These light colours particularly emphasise yellow, orange and red tones as found for example in wood, gold jewellery, leather and baked goods. A light colour of 2700K is similar to the light of tungsten incandescent lamps and creates a very warm, cosy atmosphere. The light colour of chip-on-board LEDs with 3000K is however similar to that of tungsten halogen lamps and can be used across all applications.

827	2700K	Ra ≥80
927	2700K	Ra ≥90
830	3000K	Ra ≥80
930	3000K	Ra ≥90

Neutral white
Light colours in the neutral range of 3500K to 4000K are suitable for retail outlets aiming for a clear, technical brand image and requiring very good colour rendering for their product displays. Cool colours such as blue and green as well as silver jewellery, electronic items and cars can be perfectly presented in this way. With a high ingress of daylight, as is often the case in car dealerships with large glass facades for example, a harmonious ratio of daylight to artificial light is created with 4000K.

935	3500K	Ra ≥90
840	4000K	Ra ≥80
940	4000K	Ra ≥90

Special spectra
In shops with uniform groups of merchandise such as in the fashion industry, it is possible to primarily emphasise colours with the use of modelled spectra. With 'Fashion' ERCO offers a chip-on-board LED that renders colours particularly suited to the fashion sector. The special feature: white is also emphasised in an intensive and radiant way.

fashion	3000K	Ra ≥90

Do you need a different spectrum?
Simply contact us.

The importance of suitable light distributions
Via an in-house developed lens system, ERCO offers light distributions that can be interchanged without tools for luminaires with chip-on-board LEDs. In addition to very simply replacing the lens, the optic also provides high visual comfort and a uniform light beam. Also characteristic is the appearance of just a single visible light point in the light emission surface, as familiar from analogue lamps. Light beams matched to the product presentation as well as lighting contrasts create perception hierarchies in the shop and guide customers. For example an illuminance contrast ratio of 1:10 between the surroundings and the product creates an eye-catching accent. Perception-oriented lighting designs make use of strategies such as this. ERCO offers special lighting tools for this purpose. Spotlights feature narrow light distributions for accenting, floodlights enable uniform and planar general lighting, and wallwashers are specifically suitable for the uniform vertical illumination of shelving units.

Vertical lighting
A wide array of merchandise can be effectively displayed via uniformly illuminated walls and shelves. This method of lighting is not only effective but especially cost-efficient at the same time. Thanks to its special wallwash light distribution, wide spacing between luminaires is possible with ERCO. For general lighting designs the following applies: the distance between luminaires can be up to 1.3x the distance to the wall.

Spotlights
Spot approx. 21°:
Narrow light distribution for eye-catching accents

Flood approx. 32°:
Wide light distribution for large products

~21°	∅	10W	21W	36W
1m	0.40m	4363lx	6758lx	11996lx
2m	0.85m	1091lx	1689lx	2999lx
3m	1.30m	480lx	751lx	1333lx
4m	1.65m	273lx	422lx	750lx

~32°	∅	10W	21W	36W
1m	0.60m	2209lx	4222lx	7622lx
2m	1.20m	552lx	1055lx	1906lx
3m	1.75m	245lx	469lx	847lx
4m	2.30m	138lx	264lx	476lx

Floodlights
Wide flood approx.51°:
Floodlighting for groups of products

Oval flood
approx. 21° x 62°:
Oval light distribution, ideal for product tables and displays

~51°	∅	10W	21W	36W
1m	1.00m	1036lx	2103lx	3835lx
2m	1.95m	259lx	526lx	959lx
3m	2.90m	115lx	234lx	426lx
4m	3.85m	65lx	131lx	240lx

21° x 62°	∅	10W	21W	36W
1m	0.40 x 1.30m	1740lx	2383lx	5459lx
2m	0.85 x 2.55m	435lx	596lx	1365lx
3m	1.25 x 3.80m	193lx	265lx	607lx
4m	1.70 x 5.00m	109lx	149lx	341lx

Wallwasher
Wallwash: Light distribution for vertical surfaces for illuminating shelves and walls

Mean illuminances E_n (wall)

	10W		21W		36W	
Tilt angle (°)	30		35		35	
Wall height (m)	3.0		3.5		4.0	
Distance from wall (m)	0.75	1.00	1.25	1.50	1.75	2.00
Luminaire spacing (m)	1.00	1.25	1.50	1.75	2.00	2.50
Illuminance E_n (lx)	**168**	**119**	**228**	**183**	**252**	**195**

Illuminance based on 4000K Ra ≥80

Optec for chip-on-board LEDs

Everything is possible with Optec. With various light distributions, Optec meets the complete range of requirements for light in shops: rich-contrast accenting, floodlighting on merchandise displays and the uniform illumination of shelving systems. With innovative lighting technology featuring chip-on-board LEDs with projection optics, Optec unites efficiency with visual comfort. ERCO has separated the luminaire head and control unit to achieve outstanding thermal management and high efficiency levels. The combination of cube and cylinder gives the visual impression of low volume and a classic design.

Black Optec spotlights for the perfect display of delicatessen goods in the branch of FrischeParadies GmbH in Stuttgart, Germany. Architecture: ROBERTNEUN™ ARCHITEKTEN GMBH.

Photography: Frieder Blickle.

Optec for chip-on-board LEDs

1 The right construction size for any application
Optec elegantly blends into any store architecture thanks to luminaire head diameters of 70mm, 105mm and 130mm. Lumen output can be selected according to the lighting task with one lumen class per construction size.

2 Interchangeable light distribution
Accenting individual products, illuminating linear displays and floodlighting shelf walls: ERCO offers precisely the right light distribution for all forms of merchandise displays. Light beams can be comfortably matched to new product presentations thanks to tool-free lens changing.

3 A diversity of spectra
Light must be perfectly adapted to the material and colour of the merchandise and room surfaces. For this purpose ERCO offers a variety of finely nuanced light colours ranging from warm white to neutral white as well as spectra for special classes of merchandise.

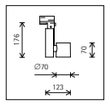

70 ∅ Light head: 70mm *
LED module: 10W / 1360lm

approx. 480lx at a distance of 3m

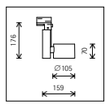

105 ∅ Light head: 105mm *
LED module: 21W / 2700lm

approx. 750lx at a distance of 3m

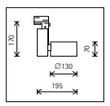

130 ∅ Light head: 130mm
LED module: 36W / 5000lm

approx. 1330lx at a distance of 3m

* construction height of DALI dimmable luminaires: 170mm

Lumen maintenance COB LED
L80/B50 up to 50,000 hours

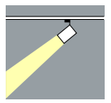

Spotlights
SP Spot approx. 21°
FL Flood approx. 32°

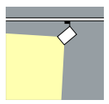

Floodlights
WF Wide flood approx. 51°
OF Oval flood approx. 21° x 62°

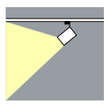

Lens wallwashers
WW Wallwash

827	2700K	Ra ≥80
927	2700K	Ra ≥90
830	3000K	Ra ≥80
930	3000K	Ra ≥90
935	3500K	Ra ≥90
840	4000K	Ra ≥80
940	4000K	Ra ≥90
fashion	3000K	Ra ≥90

Need a different spectrum?
Simply contact us.

4 Simple control
As an economical solution, electrical connection to the desired circuit on an ERCO 3-circuit track can be established via the circuit selection switch. The DALI variant enables comfortable dimming or integration into a digital light control system.

I/O Switchable luminaires can be operated using any manual switch or actuator.

DALI

DALI DALI dimmable luminaires are suitable for DALI-based lighting control systems and are compatible to the 2.0 standard.

Luminaire connected load

LED module	I/O	DALI
10W	14W	12W
21W	26W	23W
36W	40W	40W

5 Housing colour matching the brand
Colour is used to make the luminaire either a discreet or expressive detail of design in the room. Optec can for example support the brand presence via individual colour coating.

RAL 9002
White

RAL 9006
Silver

RAL 9011
Black

10,000 further colours
Do you have a particular colour request or need special surface properties? Simply contact us.

6 Flexibility of design via accessories
Seasonal decorations or new merchandise displays demand lighting systems with high levels of flexibility. For this reason ERCO offers photometric accessories such as interchangeable lenses and a snoot. The accessories are fitted without tools.

SP Spot interchangeable lens, beam angle approx. 21°

FL Flood interchangeable lens, beam angle approx. 32°

WF Wide flood interchangeable lens, beam angle approx. 52°

OF Oval flood interchangeable lens, beam angle approx. 21° x 62°

WW Wallwash interchangeable lens for uniform wallwashing

SN1 Snoot for glare control of spotlights and floodlights from critical viewing angles

SN2 Snoot for glare control of wallwashers from critical viewing angles

For lighting design data for track and point outlets see www.erco.com

Order matrix — **Example order code**

Product family: Optec for chip-on-board LED — Optec COB

Characteristics	**Versions**								**Example order code**
1 Construction size	70	105	130						105
2 Light distribution	SP	FL	WF	OF	WW				FL
3 Spectrum	827	927	830	930	935	840	940	fashion	827
4 Control	I/O	DALI							I/O
5 Housing colour (RAL)	9002	9006	9011						9002
6 Accessory *	SP	FL	WF	OF	WW	SN1	SN2		SP (105)

*with the accessory please always also specify the luminaire construction size.

ERCO individual — Need individual product solutions? Simply contact us.

Gimbal for chip-on-board LEDs

Gimbal suspensions are commonly found in the world of technology – Leonardo da Vinci proposed them for a ship's compass and in the shop lighting sector they provide a practical solution for the precise adjustment of luminaires. Gimbal recessed spotlights bring this principle into the digital lighting era – with a particularly precise, comfortable swivel function that is also more compact than conventional swivel mechanisms, in turn enabling shallower recess depths. Various construction sizes and wattages for the full spectrum of light distributions make Gimbal ideal as a system for differentiated lighting design with focus on the high-contrast presentation of objects. Gimbal is also ideal for retail projects due to its technoid appearance in the ceiling.

Gimbal recessed spotlights for a discreet appearance in the ceiling layout and high-lumen displays at the Palmers Store in the huma eleven shopping centre in Vienna.

Photography: Gustavo Allidi Bernasconi.

Gimbal for chip-on-board LEDs

1 The right construction size for any application
Gimbal blends elegantly into any shop architecture with sizes 4, 5 and 7. Lumen output can be selected according to the lighting task with one lumen class per construction size.

2 Interchangeable light distribution
Accenting individual products, illuminating linear displays and floodlighting shelf walls: ERCO offers precisely the right light distribution for all forms of merchandise displays. Light cones can be comfortably matched to new product presentations thanks to tool-free changing of the lens.

3 A diversity of spectra
Light must be perfectly adapted to the material and colour of the merchandise and room surfaces. For this purpose ERCO offers a variety of finely nuanced light colours ranging from warm white to neutral white as well as spectra for special classes of merchandise.

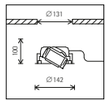

4 LED module: 10W / 1360lm

approx. 480lx at a distance of 3m

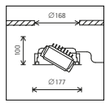

5 LED module: 21W / 2700lm

approx. 750lx at a distance of 3m

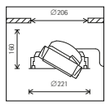

7 LED module: 36W / 5000lm

approx. 1330lx at a distance of 3m

Lumen maintenance COB LED
L80/B50 up to 50,000 hours

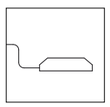

Luminaires are supplied with control gear. See the product data sheet for appropriate dimensions and cable length to the luminaire.

Spotlights
SP Spot approx. 21°
FL Flood approx. 32°

Floodlights
WF Wide flood approx. 51°
OF Oval flood approx. 21° x 62°

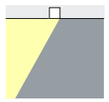

Lens wallwashers
WW Wallwash

827	2700K	Ra ≥80
927	2700K	Ra ≥90
830	3000K	Ra ≥80
930	3000K	Ra ≥90
935	3500K	Ra ≥90
840	4000K	Ra ≥80
940	4000K	Ra ≥90
fashion	3000K	Ra ≥90

Do you need a different spectrum?
Simply contact us.

4 Simple control
As an economical solution the recessed spotlights can be switched. The DALI variant enables comfortable dimming or integration into a digital light control system.

5 Housing colour matching the brand
Colour is used to make the luminaire either a discreet or expressive detail of design in the room. Gimbal can for example support the brand presence via individual colour coating.

6 Flexibility of design via accessories
Seasonal decorations or new merchandise displays demand lighting systems with high levels of flexibility. For this reason ERCO offers photometric accessories such as interchangeable lenses and a snoot. The accessories are fitted without tools.

I/O Switchable luminaires can be operated using any manual switch or actuator.

DALI DALI dimmable luminaires are suitable for DALI-based lighting control systems and are compatible to the 2.0 standard.

RAL 9011
Black

10,000 further colours
Do you have a particular colour request or need special surface properties? Simply contact us.

Luminaire connected load

LED module	I/O	DALI
10W	14W	12W
21W	26W	23W
36W	40W	40W

SP Spot interchangeable lens, beam angle approx. 21°

FL Flood interchangeable lens, beam angle approx. 32°

WF Wide flood interchangeable lens, beam angle approx. 52°

OF Oval flood interchangeable lens, beam angle approx. 21° x 62°

WW Wallwash interchangeable lens for uniform wallwashing

SN1 Snoot for glare control of the luminaire from critical viewing angles

SN2 Snoot for glare control of wallwashers from critical viewing angles

Order matrix — **Example order code**

Product family: Gimbal for chip-on-board LED — Gimbal COB

Characteristics	**Versions**								**Example order code**
1 Construction size	4	5	7						4
2 Light distribution	SP	FL	WF	OF	WW				FL
3 Spectrum	827	927	830	930	935	840	940	fashion	827
4 Control	I/O	DALI							I/O
5 Housing colour (RAL)	9011								9011
6 Accessory *	SP	FL	WF	OF	WW	SN1	SN2		OF (4)

*with the accessory please always also specify the luminaire construction size.

ERCO individual — Need individual product solutions? Simply contact us.

Gimbal with mounting bracket for chip-on-board LEDs

The principle of cardanic suspension with Gimbal translates into a particularly precise, comfortable swivel mechanism. It is not only more compact than standard versions, but the centre of the light unit maintains its position during alignment – as a result Gimbal is an ideal tool for lighting concepts with open ceiling channels. Its special mounting bracket enables Gimbal to be installed simply into appropriate ceiling constructions and also in shop windows. Several sizes and wattages for each light distribution provide scope for lively, differentiated, flexible lighting concepts. Applications are retail projects where lighting designers plan discreet and effective lighting from open ceiling channels or coves.

The Frankie Morello store in Milan structures the space with graphic lines whilst subtly and elegantly concealing the lighting via ceiling channels. Gimbal with mounting bracket is the ideal partner with its convenient swivel mechanism.

Photography:
Frieder Blickle.

Gimbal with mounting bracket for chip-on-board LEDs

1 The right construction size for any application
Gimbal blends elegantly into any shop architecture with sizes 4, 5 and 7. Lumen output can be selected according to the lighting task with one lumen class per construction size.

2 Interchangeable light distribution
Accenting individual products, illuminating linear displays and floodlighting shelf walls: ERCO offers precisely the right light distribution for all forms of merchandise displays. Light cones can be comfortably matched to new product presentations thanks to tool-free changing of the lens.

3 A diversity of spectra
Light must be perfectly adapted to the material and colour of the merchandise and room surfaces. For this purpose ERCO offers a variety of finely nuanced light colours ranging from warm white to neutral white as well as spectra for special classes of merchandise.

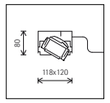

4 LED module: 10W / 1360lm

approx. 480lx at a distance of 3m

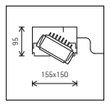

5 LED module: 21W / 2700lm

approx. 750lx at a distance of 3m

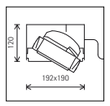

7 LED module: 36W / 5000lm

approx. 1330lx at a distance of 3m

Lumen maintenance COB LED L80/B50 up to 50,000 hours

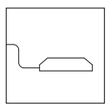

Luminaires are supplied with control gear. See the product data sheet for appropriate dimensions and cable length to the luminaire.

Spotlights
SP Spot approx. 21°
FL Flood approx. 32°

Floodlights
WF Wide flood approx. 51°
OF Oval flood approx. 21° x 62°

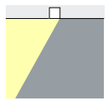

Lens wallwashers
WW Wallwash

827	2700K	Ra ≥80
927	2700K	Ra ≥90
830	3000K	Ra ≥80
930	3000K	Ra ≥90
935	3500K	Ra ≥90
840	4000K	Ra ≥80
940	4000K	Ra ≥90
fashion	3000K	Ra ≥90

Do you need a different spectrum? Simply contact us.

4 Simple control
As an economical solution the recessed spotlights can be switched. The DALI variant enables comfortable dimming or integration into a digital light control system.

5 Housing colour matching the brand
Colour is used to make the luminaire either a discreet or expressive detail of design in the room. Gimbal can for example support the brand presence via individual colour coating.

6 Flexibility of design via accessories
Seasonal decorations or new merchandise displays demand lighting systems with high levels of flexibility. For this reason ERCO offers photometric accessories such as interchangeable lenses and a snoot. The accessories are fitted without tools.

I/O Switchable luminaires can be operated using any manual switch or actuator.

DALI DALI dimmable luminaires are suitable for DALI-based lighting control systems and are compatible to the 2.0 standard.

RAL 9011
Black

10,000 further colours
Do you have a particular colour request or need special surface properties? Simply contact us.

Luminaire connected load

LED module	I/O	DALI
10W	14W	12W
21W	26W	23W
36W	40W	40W

SP Spot interchangeable lens, beam angle approx. 21°

FL Flood interchangeable lens, beam angle approx. 32°

WF Wide flood interchangeable lens, beam angle approx. 52°

OF Oval flood interchangeable lens, beam angle approx. 21° x 62°

WW Wallwash interchangeable lens for uniform wallwashing

SN Snoot for glare control of the luminaire from critical viewing angles

SN2 Snoot for glare control of wallwashers from critical viewing angles

Order matrix — **Example order code**

Product family: Gimbal with mounting bracket for chip-on-board LED — Gimbal MB COB

Characteristics	**Versions**								**Example order code**
1 Construction size	4	5	7						4
2 Light distribution	SP	FL	WF	OF	WW				FL
3 Spectrum	827	927	830	930	935	840	940	fashion	fashion
4 Control	I/O	DALI							I/O
5 Housing colour (RAL)	9011								9011
6 Accessory *	SP	FL	WF	OF	WW	SN1	SN2		WW (4)

*with the accessory please always also specify the luminaire construction size.

ERCO individual — Need individual product solutions? Simply contact us.

Quintessence Pinhole for chip-on-board LEDs

Quintessence Pinhole directional spotlights confidently accent individual objects in the shop. Only a small light emission aperture can be seen in the ceiling. The luminaire blends elegantly into the ceiling in this way and almost disappears as merely a technical detail. The linear opening allows the luminaire head to be swivelled in the ceiling. An additional rotary mechanism also enables precise alignment of the light. Quintessence Pinhole directional spotlights epitomise the approach of 'light instead of luminaire' to guide the attention of the customer.

Every detail counts with minimalist designs, as at the Black Swan Patisserie in Beijing. The 'light instead of luminaire' approach applies.

Photography:
Sebastian Mayer.

Quintessence Pinhole for chip-on-board LEDs

1 Small construction size for elegance
With a light emission aperture of 72x35mm, Quintessence blends elegantly into the shop architecture. Thanks to the minimal opening in the Pinhole cover, the ceiling appears as a single unit to contribute to a clean ceiling layout.

2 Precise light distribution
Quintessence Pinhole directional spotlights ideally and brilliantly accent individual products. Such merchandise is impressively displayed with the play of light and shadow.

3 A diversity of spectra
Light must be perfectly adapted to the material and colour of the merchandise and room surfaces. For this purpose ERCO offers a variety of finely nuanced light colours ranging from warm white to neutral white as well as spectra for special classes of merchandise.

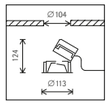

3 Size of light emission aperture: 72x35mm
LED module: 10W / 1360lm

approx. 480lx at a distance of 3m

Lumen maintenance COB LED
L80/B50 up to 50,000 hours

Spotlights
SP Spot approx. 21°

827	2700K	Ra ≥80
927	2700K	Ra ≥90
830	3000K	Ra ≥80
930	3000K	Ra ≥90
935	3500K	Ra ≥90
840	4000K	Ra ≥80
940	4000K	Ra ≥90
fashion	3000K	Ra ≥90

Need a different spectrum?
Simply contact us.

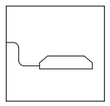

The luminaire is supplied with control gear. See the product data sheet for appropriate dimensions and cable length to the luminaire.

4 Simple control
As an economical solution, Quintessence Pinhole can be switched. The DALI variant enables comfortable dimming or integration into a digital light control system.

5 Housing colour matching the brand
Colour is used to make the luminaire either a discreet or expressive detail of design in the room. Quintessence Pinhole can for example support the brand presence via individual colour coating.

I/O Switchable luminaires can be operated using any manual switch or actuator.

DALI DALI dimmable luminaires are suitable for DALI-based lighting control systems and are compatible to the 2.0 standard.

RAL 9002
White

10,000 further colours
Do you have a particular colour request or need special surface properties? Simply contact us.

Luminaire connected load

LED module	I/O	DALI
10W	14W	12W

Order matrix — **Example order code**

Product family: Quintessence Pinhole for chip-on-board LED — QE Pinhole COB

Characteristics	**Versions**								**Example order code**
1 Construction size	3								3
2 Light distribution	SP								SP
3 Spectrum	827	927	830	930	935	840	940	fashion	827
4 Control	I/O	DALI							I/O
5 Housing colour (RAL)	9002								9002

ERCO individual — Need individual product solutions? Simply contact us.

ERCO ceiling channel system

The ERCO ceiling channel system provides a versatile infrastructure for shop lighting purposes. Its linear design structures the space and simultaneously achieves a concise, clean ceiling appearance that places the focus on the display of products with light. With recessed luminaires, recessed spotlights and spotlights adapted to the system from the track portfolio, all tools are available for rich-contrast accenting, uniform wallwashing and efficient general lighting. Create your own individual ERCO ceiling channel system together with your ERCO lighting consultant.

Ceiling channels serve as the infrastructure for shop lighting and underline and trace the architecture. The focus is placed completely on the light effect, for example at the Prada store in Milan.

Photography:
Frieder Blickle.

ERCO ceiling channel system Overview

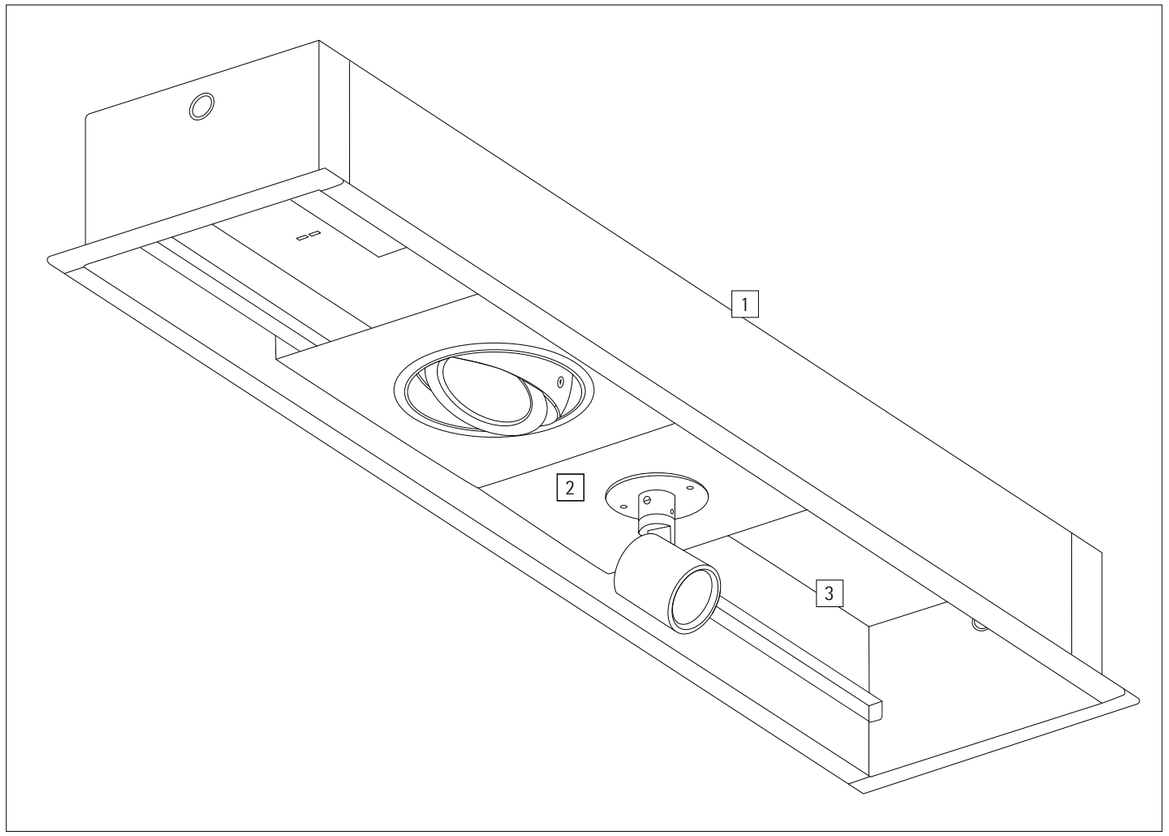

1 Individual dimensions
Delicate lines with light or a multifunctional ceiling channel – basic units allow the ERCO ceiling channel system to be freely configured. Where required, standard elements can be modified in terms of length, width and depth according to project needs. As an individual element of design, the recess between the insertion plate and lower ceiling edge can be defined.

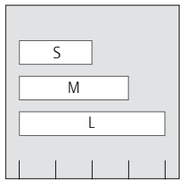

Modular ceiling channel system
The ERCO ceiling channel system is simply configured using basic units. Dimensions can also be individually modified on request. The minimum dimensions are determined by the technical fixtures. Please see the data sheets for appropriate installation dimensions for ERCO luminaires.

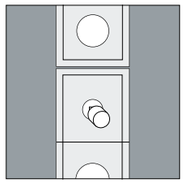

Lines that trace the architecture
Single basic ceiling channel units can be interconnected to create various channel lengths.

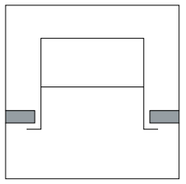

Offset between insertion plate and lower ceiling edge
Ceiling-flush or offset – the recess between the insertion plate and lower ceiling edge can be defined in advance.

2 Precisely fitting insertion plates
The ERCO ceiling channel is designed as a system with a closed appearance from below. Insertion plates that are removable without tools accommodate the luminaires or other technical fittings. The recess between the inset panels and lower ceiling edge is freely definable.

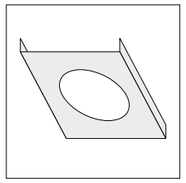

Insertion plates for recessed luminaires
All ERCO recessed luminaires as well as recessed spotlights, floodlights and wallwashers can be integrated into the ERCO ceiling channel system using precisely fitting insertion plates.

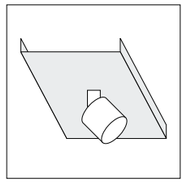

Insertion plates for spotlights
ERCO Oseris, Pollux and Cantax track luminaires can be converted for mounting into ceiling channel systems. Thus luminaires are available that also protrude from the channel in addition to the recessed luminaires.

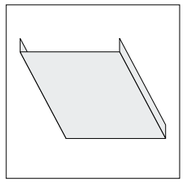

Closed insertion plates
Blank modules close the channel in areas without fittings. In this way cabling, control gear and electrical distributors can be accommodated in the ceiling channel system away from view and without major installation effort.

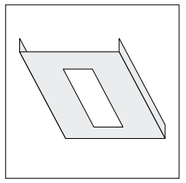

Freely configurable insertion plates
A lot of isolated technical fittings give the ceiling design a cluttered appearance. For this reason ERCO also offers custom-produced insertion plates. These enable lighting designers to also integrate further elements into the ceiling channel system.

3 Simple mounting
The ERCO ceiling channel is designed for mounting with commercially available, on site suspension systems. Large openings on the back of the channel facilitate intervention into the ceiling's intermediate space during installation. Cabling can be routed openly in the channel and this is not visible from the room due to the insertion plates.

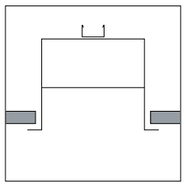

Mounting with standard suspension systems
The ERCO ceiling channel system is factory-supplied with eyelets. CD profiles can also be ordered as an option for fixing. In this way suspensions can be selected on site according to the specifically used ceiling.

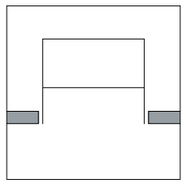

Flush ceiling fixing is possible
The ERCO ceiling channel system can also be mounted flush with a shadow gap using on-site corner protection profiles for ceiling plates.

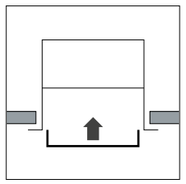

Insertion plates fitted without tools
The insertion plates can be fixed with a predefined recess into the channel. Installation and removal are possible without tools.

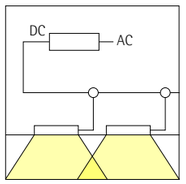

Luminaire through-wiring
Depending on their connected load, several ERCO luminaires can be connected to one control unit via terminals.

The first steps to your ERCO ceiling channel

Simply contact us! The ERCO ceiling channel system enables custom solutions. For us to construct your suitable ceiling channel we require the following information:

1 Geometry
Position of the ceiling channel in the ceiling design or plan view and specifications of the desired dimensions and recess of the insertion plates

2 Fittings
Article numbers of ERCO luminaires and luminaire positions in the ceiling channel

3 Mounting details
Details of the ceiling design and substructure and specifications of the desired ceiling connection

Example

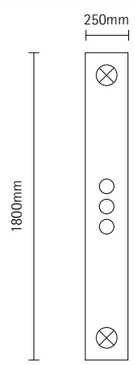

1 Geometry
- length 1800mm
- width 250mm
- recess 30mm

2 Fittings
- 2 x Gimbal 81998 (12W, oval flood)
- 3 x Pollux based on 73292 (6W, spot)

3 Mounting details
- suspended plasterboard ceiling
- intermediate ceiling space 200mm
- overlapping connection

ERCO

Light is the fourth dimension of architecture

ERCO GmbH
Postfach 2460
58505 Lüdenscheid
Brockhauser Weg 80–82
58507 Lüdenscheid
Germany

Tel.: +49 2351 551 0
Fax: +49 2351 551 300
info@erco.com
www.erco.com

Art. No. 1028812000 EN 03/2018