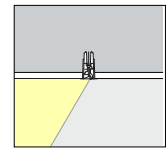
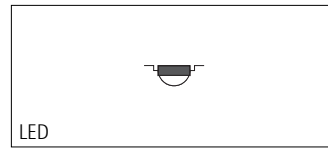
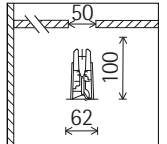
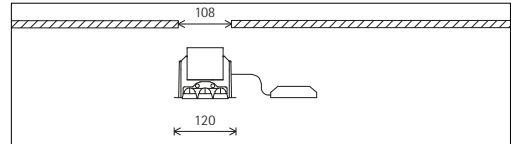



with silver louvre

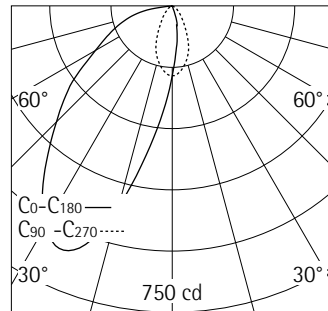


86974.000

LED 6W 825lm 4000K neutral white
DALI
Version 2
Covered mounting detail

Product description

Housing: aluminium profile, designed as heat sink, with connection cable L 500mm.
Mounting frame: polymer, white (RAL9002). Fixing springs for ceiling thicknesses of 1-40mm.
Includes ERCO DALI control gear. 4-pole terminal block.
LED module: high-power LEDs on metal-core PCB.
Reflector: polymer, silver vaporised, mirror-finish. Softec lens. Louvre: polymer, aluminium vaporised, silver, mirror-finish. Cut-off angle 70°.
Min. distance between luminaire and control gear 100mm.
Dimming possible via commercially available push-buttons (Push Dim).
Protection Class II
Weight 0.50kg
Version with 3000K CRI 95 or 2700K, 3500K, 4000K CRI 92 available on request.



Technical data

Luminous flux of the luminaire	567lm
Connected load	8.8W
Luminaire efficacy	64lm/W
Colour deviation	1.5 SDCM
Colour rendition index	CRI 82
Lumen maintenance (LED manufacturer specifications)	L90/B10 ≤50000h L90 ≤100000h
LED failure rate	0.1% ≤50000h
Dimming range	0.1%-100%
Dimming method	CCR
LMF	D
Energy efficiency class	EEI A++
Standby power per control gear	0.4W
Luminaires per circuit breaker B16	260

For your regional contact in the ERCO
Sales network click here
www.erco.com/contact

Technical Region: 220V-240V/50Hz
We reserve the right to make technical
and design changes.
Edition: 21.02.2019
Current version under
www.erco.com/86974.000

Planning data

Illuminance E_n (lx)

Specifications:

Number of luminaires $n > 5$

Wall height (m) 3.0

LED 6W 825lm 4000K neutral white

Offset from wall (m) Luminaire spacing (m)	0.90		0.90		1.20		1.20	
	below the luminaire	between the luminaires	below the luminaire	between the luminaires	below the luminaire	between the luminaires	below the luminaire	between the luminaires
0.250	173	194	139	129	71	78	59	38
0.500	277	280	209	217	133	147	97	87
0.750	317	303	242	220	166	162	115	109
1.000	277	272	219	197	178	170	125	107
1.250	235	231	183	172	162	158	117	97
1.500	192	188	147	142	144	142	105	89
1.750	151	149	116	114	126	124	90	80
2.000	118	117	91	90	108	106	76	70
2.250	92	91	71	70	90	89	63	60
2.500	72	71	56	55	75	74	52	50
2.750	56	56	44	44	62	62	43	42

Cleaning (a) Ambient conditions	1				2				3			
	P	C	N	D	P	C	N	D	P	C	N	D
LMF	0.94	0.88	0.82	0.77	0.91	0.83	0.77	0.71	0.89	0.79	0.73	0.65
RSMF	0.97	0.95	0.91	0.86	0.97	0.94	0.90	0.86	0.97	0.94	0.90	0.86

Hours of operation (h)	1000	5000	10000	20000	30000	40000	50000
LLMF	1.00	0.99	0.98	0.96	0.94	0.92	0.90
LSF	1	1	1	1	1	1	1

MF	LMFxRSMFxLLMFxLSF
MF	Maintenance Factor
LMF	Luminaire Maintenance Factor
RSMF	Room Surface Maintenance Factor
LLMF	Lamp Lumens Maintenance Factor
LSF	Lamp Survival Factor
P	Room pure
C	Room clean
N	Room normal
D	Room dirty

Technical data in accordance with international norms and standards

IEC 60598	Luminaires – Part 1+2: general requirements, specific requirements and tests
IEC 62031	LED modules for general lighting – safety requirements
IEC 62471	Photobiological safety of lamps and lamp systems
EN 13032-4	Light and lighting – measurement and representation of photometric data
CIE 13	Method of measuring and specifying colour rendering properties of light sources

All technical data is subject to industrially standard tolerances.
Also see www.erco.com/erco-led

Accessories

**87152.000**

Mounting frame

For flush mounting of luminaires with ceiling aperture 108x50mm.

Polymer, white (RAL9002). Mounting for ceiling thicknesses of 12.5-25mm.

The recess depth of the luminaire increases by 2mm.

