

Grasshopper – Small and mighty

Grasshopper luminaires deliver accent lighting, floodlighting and wallwashing for outdoor areas

A prominent architectural detail, Grasshopper is designed for versatile use in the outdoor area. Whether it's accentuating information signs and objects or floodlighting trees or walls – you will find the right light distribution for every task. Their aluminium housing is exceptionally weather-resistant and can be mounted in any position.

The luminaire head can be tilted and rotated in any direction. Maintenance-free optoelectronics guarantee maximum efficiency to save our resources and result in lower operating costs. Precise

photometrics prevent spill light as a further eco-friendly factor.





Structure and characteristics

The features described here are typical of products in this range. Special versions may offer additional or varying features. A comprehensive description of the features of individual products can be found on our website.

1 ERCO Spherolit lens

- Light distributions: narrow spot, spot, flood, wide flood, extra wide flood, oval flood or wallwash
- Oval flood adjustable through 90°

2 ERCO LED-module

- High-power LED: warm white (3000K) or neutral white (4000K)
- Collimating lens made of optical polymer

3 Light head

- Corrosion-resistant cast aluminium, No-Rinse surface treatment
- Graphit m, double powder-coated
- Non-reflective safety glass

4 Housing and hinge

- Corrosion-resistant cast aluminium, No-Rinse surface treatment
- Graphit m, double powder-coated
- Optimised surface for reduced accumulation of dirt
- 130° tilt, 360° rotation
- Hinge with sealing and inner cable routing

5 Mounting plate

- Corrosion-resistant cast aluminium, No-Rinse surface treatment
- Graphit m, double powder-coated
- Optimised surface for reduced accumulation of dirt

6 Control gear

- Switchable or DALI dimmable

Protection mode IP65

Dust-tight and water jet-proof

Variants on request

- High-power LEDs: 3000K CRI 97 or 2700K, 3500K, 4000K with CRI 92
 - Housing: 10,000 further colours
- Please contact your ERCO consultant.



Design and application:
www.erco.com/grasshopper

Grasshopper Projectors, floodlights, wallwashers



Small luminaire dimensions
 Small luminaires are discreet and place the focus on the light itself. Small luminaire dimensions are particularly advantageous in compact room situations.

Special characteristics

Small luminaire dimensions



ERCO high-power LEDs



Excellent thermal management



Switchable



Efficient Spherolit technology



EMC-optimised



DALI dimmable



Different light distributions



Degree scale for good adjustability



Different light colours



Pivotable through 130°

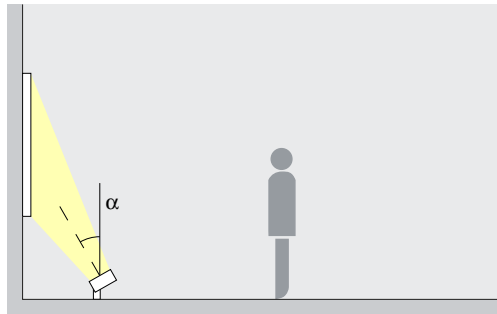


Protection mode IP65

Grasshopper Projectors, floodlights, wallwashers – Luminaire arrangement

Projectors

Narrow spot, Spot, Flood



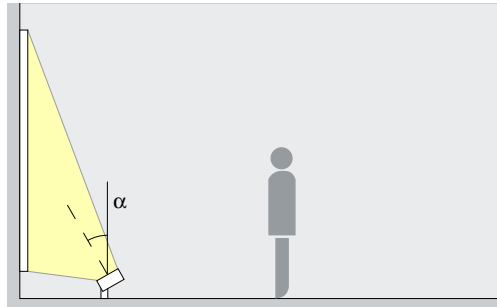
Accentuation

The ideal angle of tilt (α) for accent lighting with Grasshopper projectors is around 30° . This emphasises the three-dimensionality of architectural details, sculptures or trees, without distorting the spatial impression with excessive shadowing.

Arrangement: $\alpha = 30^\circ$

Floodlights

Wide flood, Extra wide flood, Oval flood



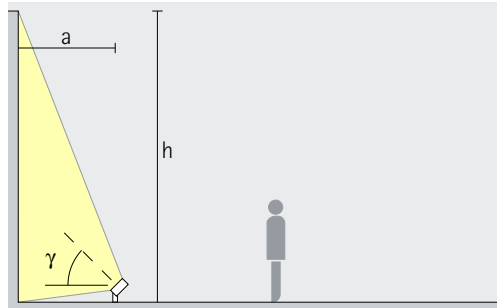
Washlighting

Grasshopper projectors ensure uniform floodlighting of long wall surfaces, columns or trees. The ideal angle of tilt (α) for this is around 30°

Arrangement: $\alpha = 30^\circ$

Lens wallwashers

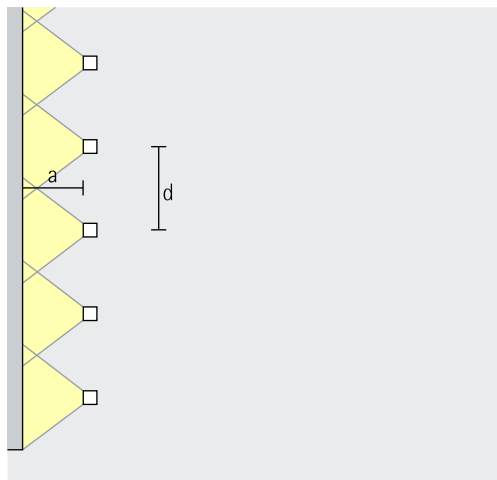
Wallwash



Wallwashing

Uniform vertical illuminance in the outdoor area defines spatial borders. Here, the distance (a) of Grasshopper lens wallwashers from the wall should be around one third of the room height (h). This results in an angle of tilt (γ) of approx. 55° .

Arrangement: $a = 1/3 \times h$ or $\gamma = 55^\circ$



For good longitudinal uniformity, the spacing (d) of Grasshopper lens wallwashers may be up to 1.2 times the offset from the wall (a).

Arrangement: $d \leq 1.2 \times a$

The optimal wall offset and luminaire spacing for each product are indicated in the wallwasher tables in the catalogue and the product data sheets.

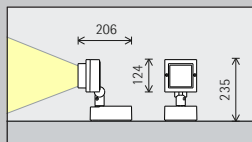
Norrköpings Art Museum, Norrköping. Lighting design: InWhite Ljussmiljö AB, Norrköping. Photography: Johan Elm, Stockholm.



Architecture: Marc & Tino Wieser, MTM Textilhandel GmbH, Vienna; MVD Austria, frank, rieper architekten, Vienna/Graz; Interior & CI designer: Vincenzo De Cotiis, Milan.

Grasshopper Projectors, floodlights, wallwashers

Construction size



124mm

LED module

Maximum value at 4000K CRI 82

12W/1650lm	8W/1100lm (Narrow spot)
18W/2475lm	

Light colour

	2700K CRI 92 *		3500K CRI 92 *
	3000K CRI 92		4000K CRI 82
	3000K CRI 97 *		4000K CRI 92 *

Light distribution

Projectors	Floodlights
Narrow spot	Wide flood
Spot	Extra wide flood
Flood	Oval flood
	Lens wallwashers
	Wallwash

Control

	Switchable
	DALI

Colour (housing)

	Graphit m
	10,000 colours *

Accessories

	Distribution box		Spacer
	Ground spike		



Suzlon One Earth
Campus, Pune.
Architecture:
CCBA, Tao Archi-
tects, Ravi & Var-
sha Govandi.
Lighting design:
Sathish Rana.
Photography:
Swapan Parekh.

* available on request

Article numbers and planning data:
www.erco.com/012729

Design and application:
www.erco.com/grasshopper



