


Lucy – A new model for digital working light

Innovative design for productive working

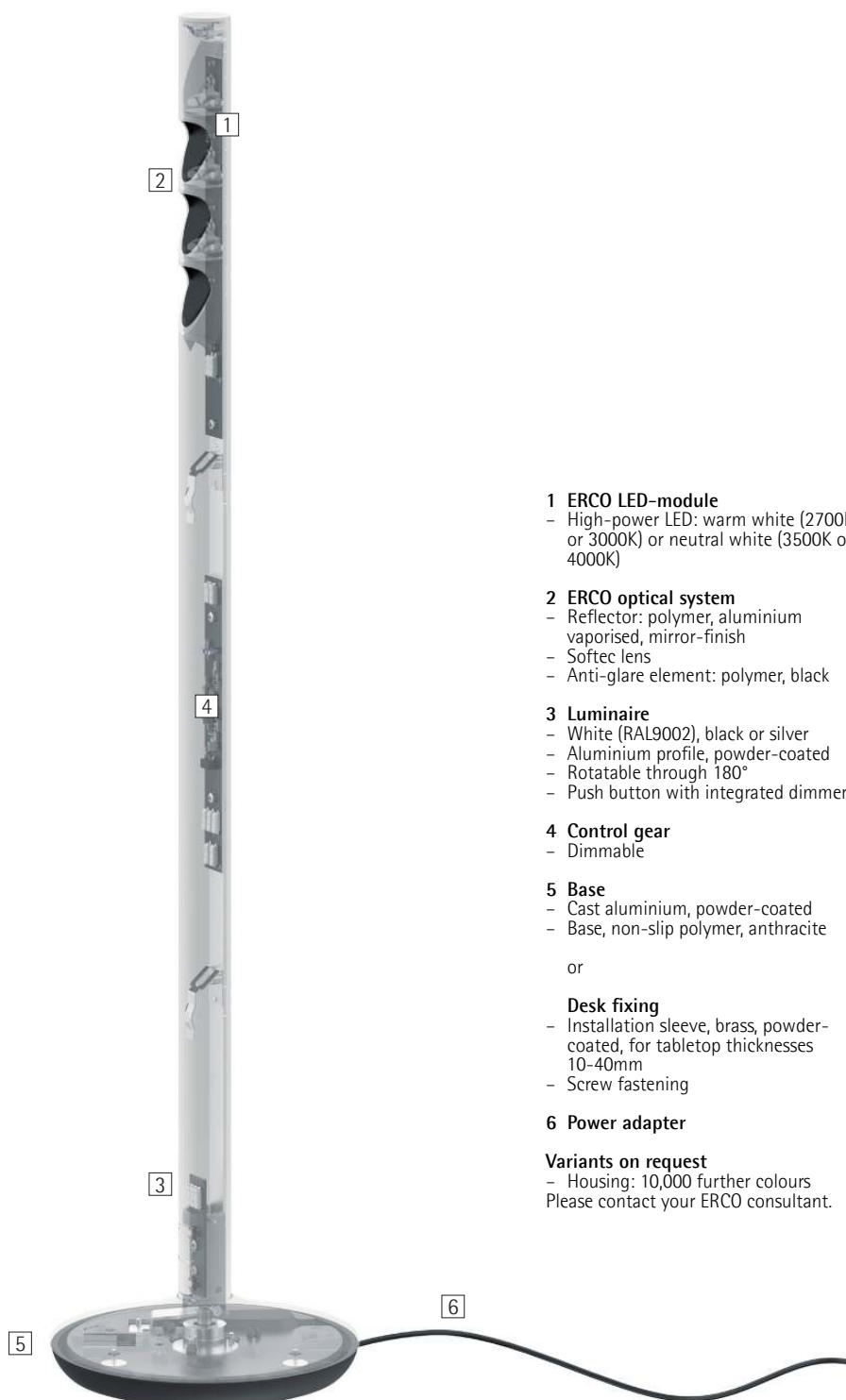
Light for thinking, light for concentrated working, light for creative concepts – with Lucy ERCO delivers professional LED lighting technology to any workplace, such as libraries, offices or the home. The minimised solution with the stylish design ensures flexible deployment and intuitive operation. For permanent installation at workplaces in public buildings, the luminaire can be mounted flush with the desktop. As with its pedestal counterpart, the luminaire head can be rotated by 180° and adjusted individually. The integral optical system

is protected inside the luminaire, thereby guaranteeing glare-free light with high visual comfort. Operated with an on/off dimmer switch, Lucy can be dimmed down continuously to 1%.



Structure and characteristics

The features described here are typical of products in this range. Special versions may offer additional or varying features. A comprehensive description of the features of individual products can be found on our website.



1 ERCO LED-module

- High-power LED: warm white (2700K or 3000K) or neutral white (3500K or 4000K)

2 ERCO optical system

- Reflector: polymer, aluminium vaporised, mirror-finish
- Softec lens
- Anti-glare element: polymer, black

3 Luminaire

- White (RAL9002), black or silver
- Aluminium profile, powder-coated
- Rotatable through 180°
- Push button with integrated dimmer

4 Control gear

- Dimmable

5 Base

- Cast aluminium, powder-coated
- Base, non-slip polymer, anthracite

or

Desk fixing

- Installation sleeve, brass, powder-coated, for tabletop thicknesses 10-40mm
- Screw fastening

6 Power adapter

Variants on request

- Housing: 10,000 further colours
- Please contact your ERCO consultant.



Design and application:
www.erco.com/lucy

Lucy Task lights



Very high visual comfort

The optical system is recessed in the luminaire and perfectly glare-reduced even when viewed at a very flat angle.

Special characteristics



Excellent visual comfort



ERCO high-power LEDs



Different light colours



Excellent thermal management



EMC-optimised



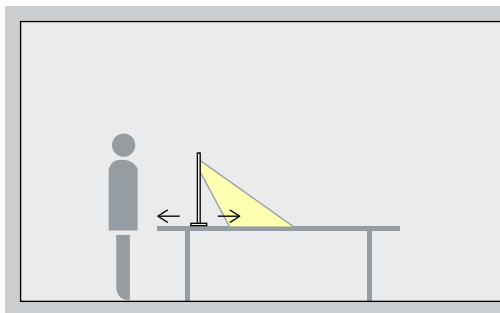
Various housing colours



Dimmable

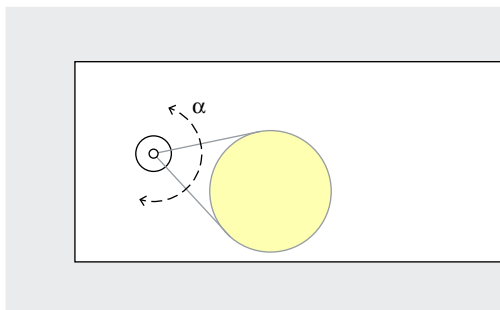
Lucy Task lights – Luminaire arrangement

Task lights



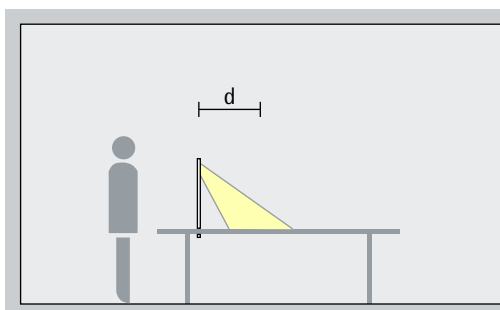
Workplace lighting

Lucy task lights with a pedestal can be positioned anywhere in the room. For optimum illumination of the desktop, the luminaire should be placed on the left side for right-handers and on the right for left-handers.



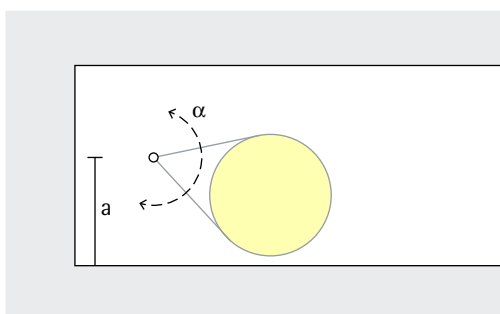
From a single position, the illuminated surface can be adjusted to the area of the visual task thanks to a luminaire head that can be rotated by 180° (α).

Arrangement: $\alpha = 180^\circ$



The position of Lucy task lights for desktop mounting depends on the surface to be illuminated. For optimum illumination of the desktop, the luminaire should be placed on the left side for right-handers and on the right for left-handers. The recommended mounting point is around 40-50cm (a) from the edge of the desk, with a distance (d) of around 50cm to the centre of the beam.

Arrangement: $a = 40-50\text{cm}$ and $d = 50\text{cm}$



From a single position, the illuminated surface can be adjusted to the area of the visual task thanks to a luminaire head that can be rotated by 180° (α).

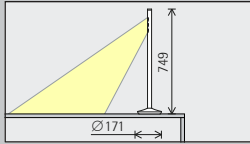
Arrangement: $\alpha = 180^\circ$

Exhibition "Architecture and Landscape in Norway" by Ken Schluchtmann at the Nordic Embassies, Berlin. Photography: Ken Schluchtmann / diephotodesigner.de, Berlin.



Lucy Task lights

Construction size 749mm



LED module
Maximum value at 4000K CRI 82

10W/1230lm

Light colour

| | | | |
|--|--------------|--|--------------|
| | 2700K CRI 92 | | 3500K CRI 92 |
| | 3000K CRI 92 | | 4000K CRI 82 |
| | 3000K CRI 97 | | 4000K CRI 92 |

Light distribution

| | |
|--|-------------|
| | Task lights |
| | Wide beam |

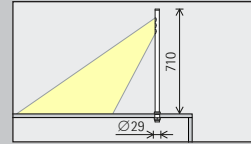
Control



Colour (housing)

| | | | |
|--|-------|--|------------------|
| | White | | Silver |
| | Black | | 10,000 colours * |

Construction size 710mm



10W/1230lm

| | | | |
|--|--------------|--|--------------|
| | 2700K CRI 92 | | 3500K CRI 92 |
| | 3000K CRI 92 | | 4000K CRI 82 |
| | 3000K CRI 97 | | 4000K CRI 92 |

| | |
|--|-------------|
| | Task lights |
| | Wide beam |



| | | | |
|--|-------|--|------------------|
| | White | | Silver |
| | Black | | 10,000 colours * |



Exhibition "Architecture and Landscape in Norway" by Ken Schluchtmann at the Nordic Embassies, Berlin. Photography: Ken Schluchtmann / diephotodesigner.de, Berlin.

* available on request

Article numbers and planning data:
www.erco.com/015739

Design and application:
www.erco.com/lucy



