



Quintessence Pinhole – Pinpoint accentuation

Minimalist, precise directional spotlights for brilliant effects in the shop

Quintessence Pinhole directional spotlights confidently accent individual objects in the shop. Only a small light emission aperture can be seen in the ceiling. The luminaire therefore blends elegantly into the ceiling and almost disappears as merely a technical detail. The linear opening allows the luminaire head to be swivelled in the ceiling. A supplementary rotary mechanism also enables precise alignment. Quintessence Pinhole directional spotlights epitomise

the approach of 'light instead of luminaire' to guide the attention of the customer.

Quintessence Pinhole Recessed luminaires



Structure and characteristics

The features described here are typical of products in this range. Special versions may offer additional or varying features. A comprehensive description of the features of individual products can be found on our website.

1 ERCO Spherolit lens

- Light distribution: narrow spot

2 ERCO LED-module

- High-power LEDs: warm white (2700K or 3000K) or neutral white (3500K or 4000K)
- Collimating lens made of optical polymer

3 Cover with anti-glare cone

- White
- Light emission aperture 72x35mm, interior black
- Cut-off angle 50°
- Polymer

4 Mounting ring

- Covered mounting detail
- Fixing for ceiling thicknesses of 1-25mm
- Polymer, white
- For flush mounting: mounting ring to be ordered separately, fixing for ceiling thicknesses of 12.5-25mm

5 Housing

- Cast aluminium, designed as heat sink
- 0°-30° tilt.
- Fixing ring: polymer, black
- Rotatable through 360°. Angle of rotation lockable

6 Control gear

- Switchable, phase dimmable, DALI dimmable or Casambi Bluetooth
- Phase dimmable version: Dimming with external dimmers possible (trailing edge)

Variants on request

- Connection: 3- or 5-pole plug with connection cable (Wago or Wieland)
 - Cover and mounting ring: 10,000 further colours
 - Ceiling channel system
- Please contact your ERCO consultant.



Design and application:
www.erco.com/quintessence-ph



Quintessence Pinhole Recessed luminaires



Very high visual comfort
 ERCO has developed luminaires with special housing designs and highquality optical components specifically for demanding visual tasks to provide enhanced visual comfort.

Covered or flush mounting detail
 For minimalist designs, ERCO also offers luminaires with flush mounting details.

Special characteristics

-  Excellent visual comfort
-  Flush or covered mounting detail



ERCO high-power LEDs



Efficient Spherolit technology



Cut-off 50°



Different light colours



Excellent thermal management



EMC-optimised



Lockable



Tool-free mounting



Switchable



Phase dimmable



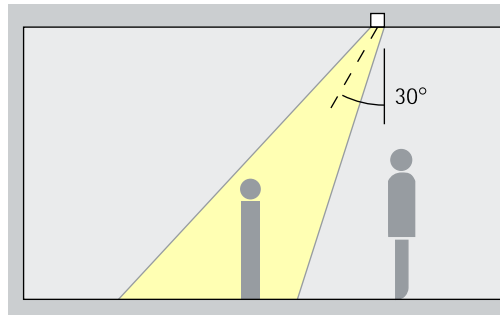
DALI dimmable



Casambi Bluetooth

Quintessence Pinhole Recessed luminaires – Luminaire arrangement

Directional luminaires
Narrow spot

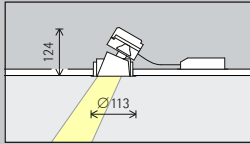


Accentuation
Quintessence Pinhole directional spotlights effectively accentuate works of art, merchandise and architectural details. The ideal angle of tilt (α) for this is around 30° . The object is modelled without distorting the effect as a result of excessive shadowing. It also prevents shadows cast by the observer.

Arrangement: $\alpha = 30^\circ$

Quintessence Pinhole Recessed luminaires

Construction size Size 3



LED module
Maximum value
at 4000K CRI 82

2W/275lm
3W/410lm

Light colour

	2700K CRI 92		3500K CRI 92
	3000K CRI 92		4000K CRI 82
	3000K CRI 97		4000K CRI 92

Light distribution

Directional luminaires
Narrow spot

Control

	Switchable		DALI
	Phase dimmable		Casambi Bluetooth

Colour (housing)

	White
	10,000 colours *

Accessories

	Concrete mounting enclosure		Spacer plate		Compensation set
	Mounting ring		Mounting plate for panelled ceilings		Cover ring



* available on request

Article numbers and planning data:
www.erco.com/017290

Design and application:
www.erco.com/quintessence-ph



