

# Castor – The magic of light

## A lighting tool for pathways and squares

The Castor bollard luminaire visually connects paths and squares outdoors: two light distributions and three construction sizes enable nuanced lighting designs with a single luminaire range. Its innovative optical system with ring-shaped lens creates either light distribution aligned at 180° to one side for paths, or 360° light distribution for open areas. The Castor lighting technology is designed for uniform illumination in both of these applications. Luminaire spacing of up to 33 feet (10m) is possible without compromises in terms of glare control. ERCO Dark Sky technology prevents emission of light above the horizontal.

Good visual conditions for passers-by and vehicle drivers is ensured thanks to the concealed optic.





## Structure and characteristics

The features described here are typical of products in this range. Special versions may offer additional or varying features. A comprehensive description of the features of individual products can be found on our website.

### 1 ERCO light guiding ring

- Made of optical polymer

### 2 ERCO LED-module

- High-power LEDs: warm white (3000K) or neutral white (4000K)

### 3 Anti-glare cone

- Corrosion-resistant cast aluminum, No-Rinse surface treatment
- Double powder-coated and black lacquered.
- Glare-free above the light aperture

### 4 Upper cover

- Corrosion-resistant cast aluminum, No-Rinse surface treatment
- Graphit m, double powder-coated

### 5 Bollard

- Graphit m
- Corrosion-resistant aluminum profile, No-Rinse surface treatment
- Double powder-coated
- Optimized surface for reduced accumulation of dirt

### 6 Control gear

- 0-10V dimmable

### 7 Base plate

- For mounting on accessories
- Mounting accessories to be ordered separately

### Suitable for wet locations (IP65)

Dust-proof and water jet-proof

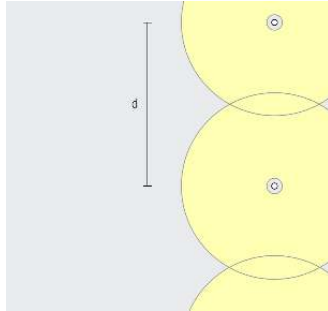
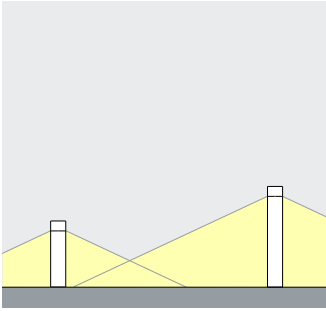
### Variants on request

- High-power LEDs: 3000K CRI 97 or 2700K, 3500K, 4000K with CRI 92
  - Housing: 10,000 further colors
- Please contact your ERCO consultant.



Design and application:  
[www.erco.com/castor](http://www.erco.com/castor)



# Castor Bollard luminaires



**Various construction sizes**  
The luminaires in the ERCO product range cover a wide variety of lumen categories and therefore offer an appropriate solution for a large number of lighting tasks.

**Large luminaire spacing for open area lighting**  
For floor washlights with wide radial light distribution, luminaire spacing (d) of up to 33 feet (10m) are possible. Even larger spacing can be selected to support visual guidance.

**Special characteristics**

-  Various construction sizes
-  Large luminaire spacing possible



ERCO high-power LEDs



Dark Sky technology



Different light colors



Excellent thermal management



EMC-optimized



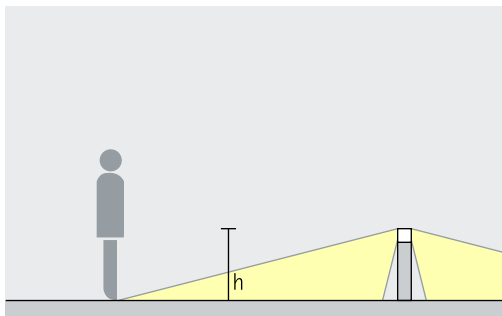
Wet location



0-10V dimmable

# Castor Bollard luminaires – Luminaire arrangement

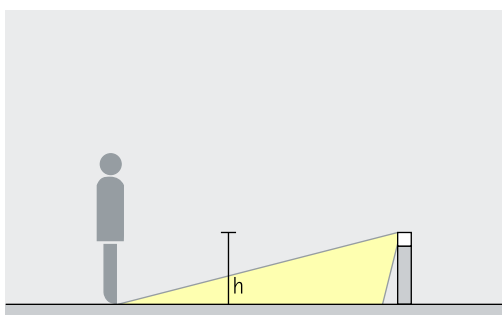
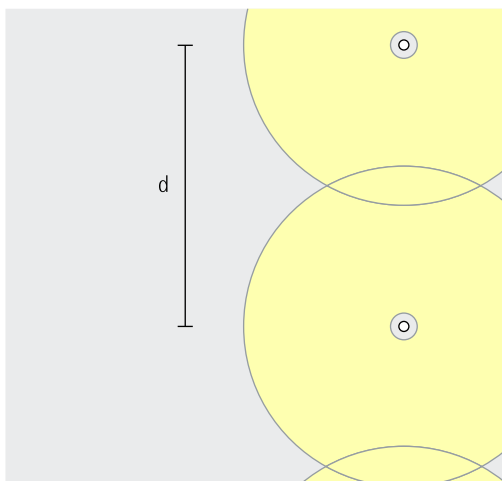
## Floor washlights



### Washlighting

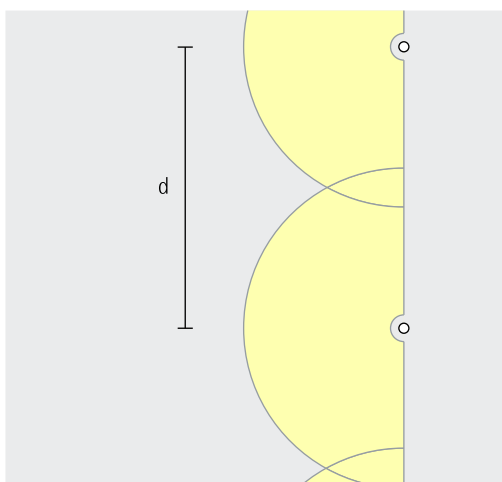
The 360° light emission of Castor bollard luminaires lends itself to the uniform illumination of squares and open areas. The spacing ( $d$ ) between two luminaires ( $h \geq 800$  mm) may be up to 10m. Other distances can be selected to support optical guidance

Arrangement:  $d \leq 10$ m



Castor bollard luminaires with 180° wide light distribution ( $h \geq 800$  mm) enable uniform path lighting with luminaire spacings ( $d$ ) of up to 8m. Other distances can be selected to support optical guidance.

Arrangement:  $d \leq 8$ m

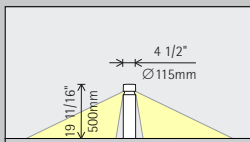


Sartorius AG,  
Göttingen.  
Architecture:  
Bünemann &  
Collegen GmbH,  
Hanover. Lighting  
design: Studio  
DL, Hildesheim.  
Photography:  
Dirk-André  
Betz / Kaffee,  
Milch & Zucker,  
Schellerten.

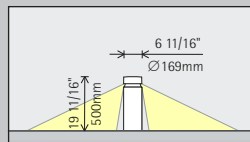


# Castor Bollard luminaires

Construction size 19 11/16" / Ø 4 1/2"



Construction size 19 11/16" / Ø 6 11/16"



LED module  
Maximum value at 4000K CRI 82

16W/2200lm

24W/3300lm

Light color

	2700K CRI 92 *		3500K CRI 92 *
	3000K CRI 92		4000K CRI 82
	3000K CRI 97 *		4000K CRI 92 *

	2700K CRI 92 *		3500K CRI 92 *
	3000K CRI 92		4000K CRI 82
	3000K CRI 97 *		4000K CRI 92 *

Light distribution

Floor washlights	
	Wide beam
	Radial beam

Floor washlights	
	Wide beam
	Radial beam

Control

0-10V 0-10V

0-10V 0-10V

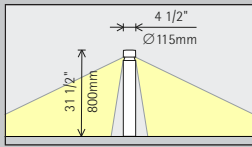
Color (housing)

	Graphit m
	10,000 colors *

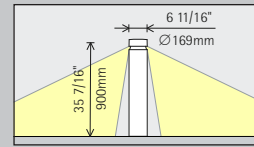
	Graphit m
	10,000 colors *

Accessories

	Ground socket		Mounting plate
	Concrete anchor		









31 1/2" / Ø 4 1/2"









35 7/16" / Ø 6 11/16"


16W/2200lm


24W/3300lm

	2700K CRI 92 *		3500K CRI 92 *
	3000K CRI 92		4000K CRI 82
	3000K CRI 97 *		4000K CRI 92 *


	2700K CRI 92 *		3500K CRI 92 *
	3000K CRI 92		4000K CRI 82
	3000K CRI 97*		4000K CRI 92 *


Floor washlights

 Wide beam

 Radial beam


Floor washlights


 Wide beam


 Radial beam

0-10V 0-10V

0-10V 0-10V

 Graphit m

 10,000 colors \*

 Graphit m

 10,000 colors \*

\* available on request

Article numbers and planning data:  
[www.erco.com/015744-us](http://www.erco.com/015744-us)

Design and application:  
[www.erco.com/castor](http://www.erco.com/castor)



