




## Quintessence square – Elegant accentuation and floodlighting

### **Square recessed spotlights and recessed floodlights for prestigious areas, exhibitions and salesrooms**

The Quintessence square recessed spotlights accentuate individual areas or objects. The recessed floodlights, meanwhile, direct the attention of the observer onto shelves and product displays. Designed with linear forms in mind, the luminaires integrate perfectly with the room's architecture, and the versatile positioning options enable penetration into the furthest corners of a space.

The Quintessence system design facilitates a flexible lighting concept as a unified whole. Combine spotlights and floodlights with each other or with the Quintessence downlights. Select the appropriate mounting details and lamps. Whatever your choice, the result is always a highly efficient lighting system meeting the highest standards of light quality.

## Quintessence square Recessed spotlights, recessed floodlights



### Structure and characteristics

The features described here are typical of products in this range. Special versions may offer additional or varying features. A comprehensive description of the features of individual products can be found on our website.

#### 1 ERCO Spherolit lens

- Light distributions: narrow spot, spot, flood, wide flood or oval flood
- Oval flood 360° rotation

#### 2 ERCO LED-module

- High-power LEDs: warm white (2700K or 3000K) or neutral white (3500K or 4000K)
- Collimating lens made of optical polymer

#### 3 Flush or regressed cassette

- Polymer, white

#### 4 Mounting frame

- Covered mounting detail
- Fixing for ceiling thicknesses of 1-30mm
- Polymer, white
- For flush mounting: mounting frame to be ordered separately, fixing for ceiling thicknesses of 1/2" - 1" / 12.5-25mm

#### 5 Housing

- Cast aluminum
- Pivotal through 0°-30° or 0°-40°, rotatable through 360°
- Lockable angles of tilt and rotation
- Anti-glare ring: polymer or cast aluminum, internal black lacquered, external white

#### 6 Control gear

- Switchable, trailing edge dimmable or 0-10V dimmable
- Trailing edge dimmable version: Dimming with external dimmers possible

#### Variants on request

- Cassette and mounting frame: 10,000 further colors
  - Control: Lutron
- Please contact your ERCO consultant.



Design and application:  
[www.erco.com/quintessence-square-r](http://www.erco.com/quintessence-square-r)

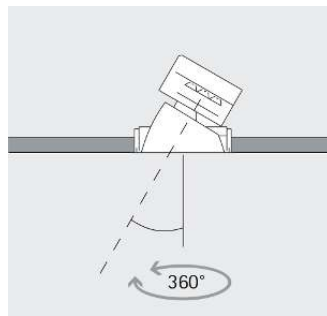
# Quintessence square Recessed spotlights, recessed floodlights



**Oval flood freely rotatable**  
The oval flood Spherolit lens can be freely rotated with round luminaire heads to optimally match the lighting to various objects.



**Covered or flush mounting detail**  
As standard, all recessed luminaires have overlapping installation details. Flush mounting frames are available as accessories.



**Pivotable through 40°**  
The luminaires can be adjusted precisely for optimum beam alignment. The light is thus emitted to precisely where it is required.



**Shallow recess depth**  
In compact installation situations, every millimeter is decisive with the recess depth of a luminaire. ERCO has thus developed special luminaires for shallow recess depths that guarantee very good quality of light even in very tight installation conditions.

Special characteristics	
	Oval flood, freely rotatable
	Flush or covered mounting detail
	Pivotable through 40°
	Shallow recess depth

	ERCO high-power LEDs
	Efficient Spherolit technology
	Different light distributions
	Different light colors

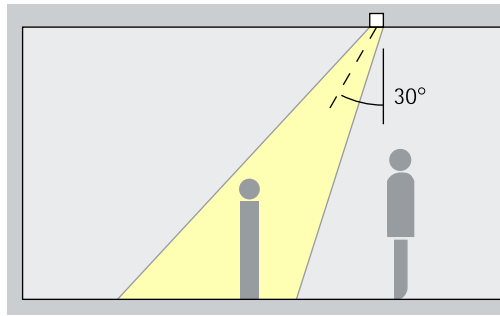
	Excellent thermal management
	EMC-optimized
	Various construction sizes
	Lockable
	Tool-free mounting

	Switchable
	Trailing edge dimmable
	0-10V dimmable

## Quintessence square Recessed spotlights, recessed floodlights – Luminaire arrangement

### Recessed spotlights

Narrow spot, Spot, Flood



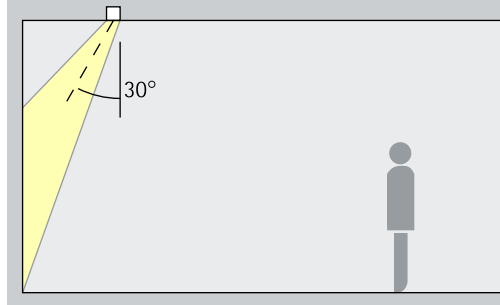
### Accentuation

Quintessence recessed spotlights accentuate artwork, products and architectural details effectively. The ideal angle of tilt ( $\alpha$ ) for this is around 30°. The object is modelled without distorting the effect as a result of excessive shadowing. It also prevents shadows cast by the observer.

Arrangement:  $\alpha = 30^\circ$

### Recessed floodlights

Wide flood, Oval flood



### Washlighting

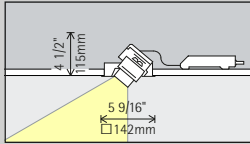
The ideal angle of tilt ( $\alpha$ ) for floodlighting objects with a long, square shape, e.g. pictures, sculptures or merchandise displays, is around 30°.

Arrangement:  $\alpha = 30^\circ$

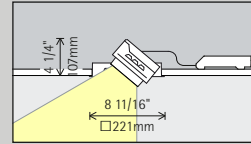


# Quintessence square Recessed spotlights, recessed floodlights

Construction size



5 9/16"



8 11/16"

LED module  
Maximum value at 4000K CRI 82

6W/825lm	2W/275lm (Narrow spot)
----------	------------------------

18W/2475lm	8W/1100lm (Narrow spot)
------------	-------------------------

Light color

	2700K CRI 92		3500K CRI 92
	3000K CRI 92		4000K CRI 82
	3000K CRI 97		4000K CRI 92

	2700K CRI 92		3500K CRI 92
	3000K CRI 92		4000K CRI 82
	3000K CRI 97		4000K CRI 92

Light distribution

Recessed spotlights		Recessed floodlights	
	Narrow spot		Wide flood
	Spot		Oval flood
	Flood		

Recessed spotlights		Recessed floodlights	
	Narrow spot		Wide flood
	Spot		Oval flood
	Flood		

Control

	Switchable
	Trailing edge dimmable
0-10V	0-10V

	Switchable
	Trailing edge dimmable
0-10V	0-10V

Color (housing)

	White
	10,000 colors *

	White
	10,000 colors *

Accessories

	Junction box		Mounting frame
	Flexible metal conduit		Cover frame
	Plaster frame		
	Ultra airtight I.C. box		




Danske Bank  
branch, Belfast.  
Architecture:  
Hughes McMi-  
chael, Belfast.  
Brand Design:  
I-AM, London.  
Photographer:  
Dirk Vogel, Dort-  
mund.

\* available on request

Article numbers and planning data:  
[www.erco.com/014525-us](http://www.erco.com/014525-us)

Design and application:  
[www.erco.com/quintessence-square-r](http://www.erco.com/quintessence-square-r)





LA MARTINA