

Gecko – Powerful light from a virtually invisible source

Glare-free accent lighting, flood-lighting and wallwashing in the outdoor area

With its flowing, round silhouette, Gecko enriches gardens and parks with a design element that blends flexibly into any environment. The housing conceals sophisticated photometric features: with a uniform, wide distribution light beam or with crisp accent light, Gecko enables impressive facade displays and other outdoor staging possibilities. The excellent shielding enables illumination from an almost completely concealed light source. Gecko can be adjusted easily and precisely with its luminaire

head that can be rotated and tilted in all directions; in addition, the maintenance-free LED optoelectronics reduce operating costs.



ERCO

Technical Region: 220-240V 50/60Hz
We reserve the right to make technical
and design changes.
Edition: 09.05.2022

Current version under
www.erco.com/gecko



Structure and characteristics

The features described here are typical of products in this range. Special versions may offer additional or varying features. A comprehensive description of the features of individual products can be found on our website.

1 ERCO Spherolit lens

- Light distributions: narrow spot, spot, flood, wide flood, extra wide flood, oval flood or wallwash
- Oval flood 360° rotation

2 ERCO LED-module

- High-power LED: warm white (3000K) or neutral white (4000K)
- Collimating lens made of optical polymer

3 Light head

- Corrosion-resistant cast aluminium, No-Rinse surface treatment
- Graphit m, double powder-coated
- Non-reflective safety glass

4 Housing and hinge

- Corrosion-resistant cast aluminium, No-Rinse surface treatment
- Graphit m, double powder-coated
- Optimised surface for reduced accumulation of dirt
- 130° tilt, 360° rotation
- Hinge with sealing and inner cable routing

5 Mounting plate

- Corrosion-resistant cast aluminium, No-Rinse surface treatment
- Graphit m, double powder-coated
- Optimised surface for reduced accumulation of dirt

6 Control gear

- Switchable or DALI dimmable

Protection mode IP65

Dust-tight and water jet-proof

Variants on request

- High-power LEDs: 3000K CRI 97 or 2700K, 3500K, 4000K with CRI 92
 - Housing: 10,000 further colours
- Please contact your ERCO consultant.



Design and application:
www.erco.com/gecko

Gecko Projectors, floodlights, wallwashers






Improved visual comfort
 ERCO has developed luminaires with special housing designs and highquality optical components specifically for demanding visual tasks to provide enhanced visual comfort.












Oval flood freely rotatable
 The round oval flood Spherolit lens can be freely rotated with all luminaires to optimally align the light to various objects.





Small luminaire dimensions
 Small luminaires are discreet and place the focus on the light itself. Small luminaire dimensions are particularly advantageous in compact room situations.

Special characteristics	
	Improved visual comfort
	Oval flood, freely rotatable
	Small luminaire dimensions

	ERCO high-power LEDs
	Efficient Spherolit technology
	Different light distributions
	Different light colours

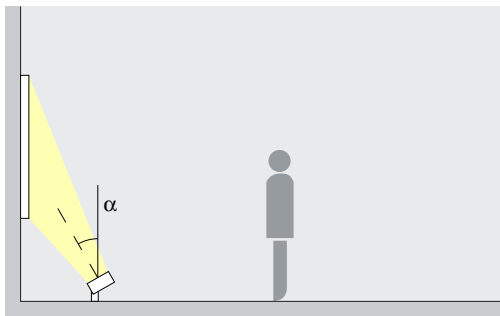
	Excellent thermal management
	EMC-optimised
	Degree scale for good adjustability
	Pivotable through 130°
	Protection mode IP65

	Switchable
	DALI dimmable

Gecko Projectors, floodlights, wallwashers – Luminaire arrangement

Projectors

Narrow spot, Spot, Flood



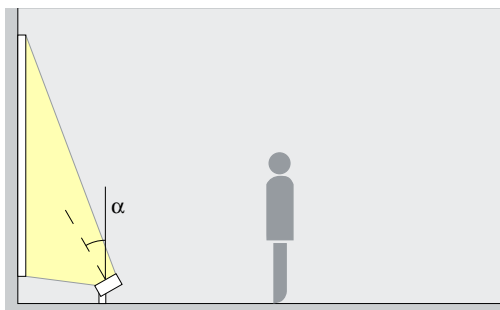
Accentuation

The ideal angle of tilt (α) for accent lighting with Gecko projectors is around 30° . This emphasises the three-dimensionality of architectural details, sculptures or trees, without distorting the spatial impression with excessive shadowing.

Arrangement: $\alpha = 30^\circ$

Floodlights

Wide flood, Extra wide flood, Oval flood



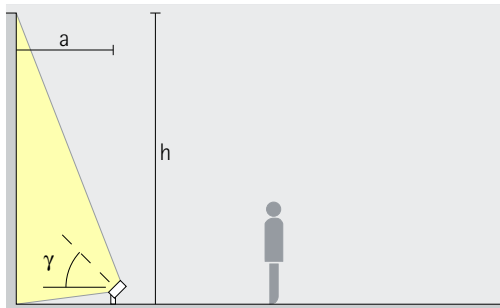
Washlighting

Gecko projectors ensure uniform floodlighting of long wall surfaces, columns or trees. The ideal angle of tilt (α) for this is around 30°

Arrangement: $\alpha = 30^\circ$

Lens wallwashers

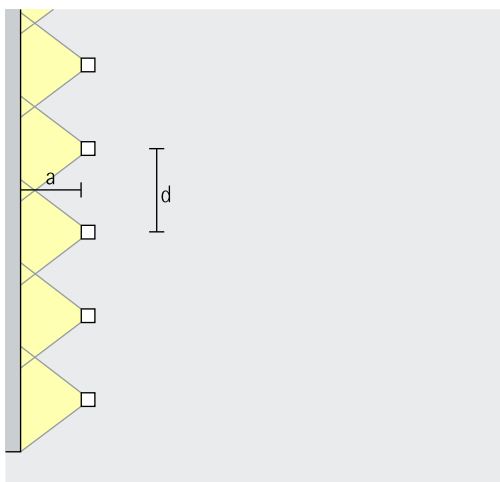
Wallwash



Wallwashing

Uniform vertical illuminance in the outdoor area defines spatial borders. Here, the distance (a) of Gecko lens wallwashers from the wall should be around one third of the room height (h). This results in an angle of tilt (γ) of approx. 55° .

Arrangement: $a = 1/3 \times h$ or $\gamma = 55^\circ$



For good longitudinal uniformity, the spacing (d) of Gecko lens wallwashers may be up to 1.2 times the offset from the wall (a).

Arrangement: $d \leq 1.2 \times a$

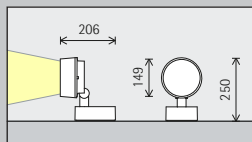
The optimal wall offset and luminaire spacing for each product are indicated in the wallwasher tables in the catalogue and the product data sheets.

Railway station,
Bergen. Lighting
design: Multicon-
sult: Ruth Marie
Bottenheim. Pho-
tography: Johan
Elm, Stockholm.



Gecko Projectors, floodlights, wallwashers

Construction size



Ø 149mm

LED module

Maximum value at 4000K CRI 82

12W/1650lm	8W/1100lm (Narrow spot)
18W/2475lm	

Light colour

	2700K CRI 92 *		3500K CRI 92 *
	3000K CRI 92		4000K CRI 82
	3000K CRI 97 *		4000K CRI 92 *

Light distribution

Projectors	Floodlights
Narrow spot	Wide flood
Spot	Extra wide flood
Flood	Oval flood
	Lens wallwashers
	Wallwash

Control

	Switchable
	DALI

Colour (housing)

	Graphit m
	10,000 colours *

Accessories

	Distribution box		Spacer
	Ground spike		



Railway station, Bergen. Lighting design: Multiconsult: Ruth Marie Bottenheim. Photography: Johan Elm, Stockholm.

* available on request

Article numbers and planning data:
www.erco.com/015338

Design and application:
www.erco.com/gecko





고숙하의원
유열 유진!
피부과 561-7979

소녀과의원 569-1655

나무산부인과 122-1887

557-1950
발머스 하의원
발머스 하의원

대한간호전문학원 657-1001

A 커리어

바오밥나무 BOOK CAFE Study Room 5613-0636

유심한의원

365

554-0515
영어
정철에서 원스톱으로 끝내기

다락마을

KM 성형외과

The Coffee Bean & The Leaf

한솔부동산 이안

BU KING 버거킹 world

신로옛날호