

Nadir IP67 round – Elegant down to the last detail

Nadir ensures maximum visual comfort for light from indoor floor areas

Bringing out wall surfaces, effectively illuminating architecture, marking out pathways: Nadir IP67 for indoor applications performs these and other tasks with peerless elegance. In square or round versions and with a discreet stainless steel mounting frame, the luminaire's mounting is virtually flush with the floor. Needless to say, it can also be mounted covering the surrounding cut-out. Nadir IP67 is a highly flexible system, letting you vary the recess

depth to suit the actual floor conditions.



Nadir IP67 round Recessed floor luminaires



Structure and characteristics

The features described here are typical of products in this range. Special versions may offer additional or varying features. A comprehensive description of the features of individual products can be found on our website.

1 ERCO Spherolit lens

- Light distributions: spot or oval flood

2 ERCO LED-module

- High-power LED: warm white (2700K or 3000K) or neutral white (3500K or 4000K)
- Collimating lens made of optical polymer
- 0°-25° tilt
- Directional spotlight rotatable through 90°

3 Perforated shield

- Aluminium, silver, highly specular anodised

4 Safety glass

- 6mm, clear or with diffuser
- Load 5kN

5 Housing

- For mounting in accessories
- Corrosion-resistant cast aluminium, No-Rinse surface treatment
- Black, double powder-coated
- Cable 2x1,5mm²
- Mounting accessories to be ordered separately
- To avoid submersion in standing water provide local drainage

6 Control gear

- Switchable

Protection mode IP67

Dustproof and protected against the consequences of partial immersion



Design and application:
www.erco.com/nadir-round

Nadir IP67 round Recessed floor luminaires



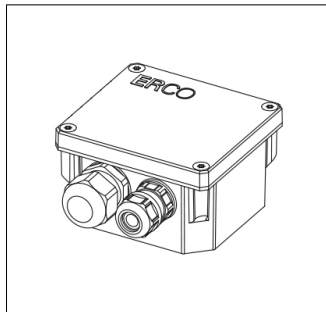
Grazing light
Grazing light wallwashers need to be positioned close to the wall for ideal effects.



Available in round or square
The ERCO system design includes round and square versions to provide luminaires suited to the architecture and surroundings.



Shallow recess depth
For compact mounting situations, ERCO has developed luminaires with a shallow recess depth to provide excellent light quality in areas with limited installation space.



Protection mode IP67
Luminaires with protection mode IP67 are dusttight and protected against the results of temporary immersion.

Special characteristics	
	Grazing light wallwasher
	Available in round or square
	Shallow recess depth
	Protection mode IP67


	ERCO high-power LEDs
	Efficient Spherolit technology
	Different light colours

	Excellent thermal management
	EMC-optimised
	Flush or covered mounting detail

Switchable

Nadir IP67 round Recessed floor luminaires – Luminaire arrangement

Grazing light wallwashers
Oval flood

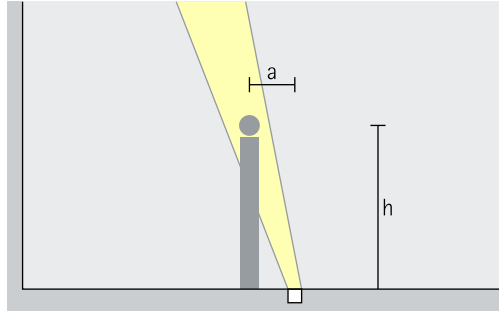


Wallwashing

For grazing light at selected points, the distance (a) of Nadir IP67 grazing light wallwashers from the wall should be between 20cm and 50cm.

Arrangement: $20\text{cm} < a > 50\text{cm}$

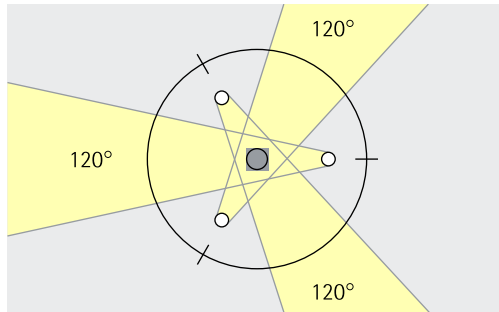
Directional luminaires
Spot



Accentuation


Experience has shown the ideal angle of tilt (a) for accent lighting with Nadir directional luminaires to be 20°. This ensures good modelling without excessive grazing light.

Arrangement: $\alpha = 20^\circ$



The arrangement (γ) of three luminaires positioned at an angle of 120° to each other allows for all-round illumination of objects in a room.

Arrangement: $\gamma = 120^\circ$



Hotel NH Constanza, Barcelona.
Architect: Manuel de Solà-Morales, Barcelona; Lucho Marcial, Rafael Moneo, Madrid.
Photography: Thomas Mayer, Neuss.

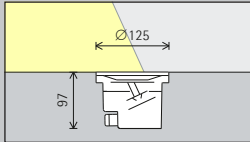
Zurich Development Center, Zurich. Photography: Moritz Hillebrand, Zurich.



Färdig Betong Conference Centre, Mörum. Architect: Anders Törnqvist Arkitektkontor AB, Karlshamn.

Nadir IP67 round Recessed floor luminaires







Construction size Ø 125mm





LED module
Maximum value
at 4000K CRI 82

3W/450lm

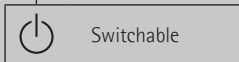
Light colour

	2700K CRI 92		3500K CRI 92
	3000K CRI 92		4000K CRI 82
	3000K CRI 97		4000K CRI 92





Light distribution


Grazing light wallwashers		Directional luminaires	
	Oval flood		Spot

Control



Accessories

	Junction box		Mounting ring
	Mounting housing		Suction holder



Steigenberger
Hotel Handelshof,
Leipzig. Interior
and lighting
design: Markus-
Diedenhofen
Innenarchitektur,
Reutlingen.

* available on request

Article numbers and planning data:
www.erco.com/011334

Design and application:
www.erco.com/nadir-round





Zurich
Development
Center

