




Quintessence round – The system solution for excellent visual comfort

The surface-mounted luminaire for uniform light with large luminaire spacing

As a surface-mounted version, Quintessence becomes an aesthetic architectural feature with the photometric properties of a downlight. Quintessence surface-mounted luminaires are designed with integrated control gear, making them ideal for use in rooms with ceilings that do not permit recessed luminaires. Following the system design of its range, surface-mounted luminaires offer the same sizes and lumen packages as recessed downlights. With an emission angle of

90° and a 40° cut-off, Quintessence meets the challenges of efficient ambient lighting masterfully whilst achieving high cylindrical illuminances. Its exceptionally wide beam enables large luminaire spacing with highly uniform illuminance distribution – and excellent glare control.

Quintessence round Surface-mounted luminaires



Structure and characteristics

The features described here are typical of products in this range. Special versions may offer additional or varying features. A comprehensive description of the features of individual products can be found on our website.

1 ERCO darklight reflector

- Cut-off angle 40°
- Polymer, aluminium vaporised, mirror-finish

2 ERCO LED-module

- High-power LED: warm white (2700K or 3000K) or neutral white (3500K or 4000K)

3 Diffuser lens

- Made of optical polymer
- Light distribution: extra wide flood

4 Cylinder

- White (RAL9002)
- Aluminium profile, powder-coated
- Ceiling fixture: metal

5 Control gear

- Switchable

Variants on request

- Reflector: coated matt gold, matt silver or matt champagne
 - Housing: 10,000 further colours
- Please contact your ERCO consultant.



Design and application:
www.erco.com/quintessence-s

Quintessence round Surface-mounted luminaires



Very high visual comfort

The darklight reflector combines maximum visual comfort with an optimum light output ratio.

Special characteristics



Excellent visual comfort



ERCO high-power LEDs



Excellent thermal management



Switchable



Cut-off 40°



EMC-optimised



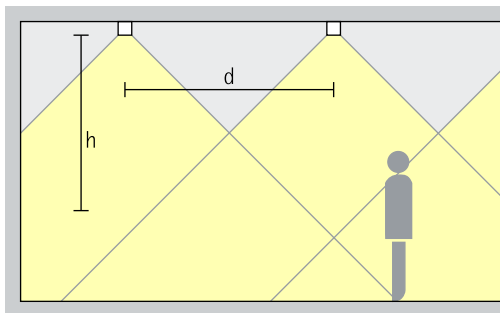
Different light colours



Various construction sizes

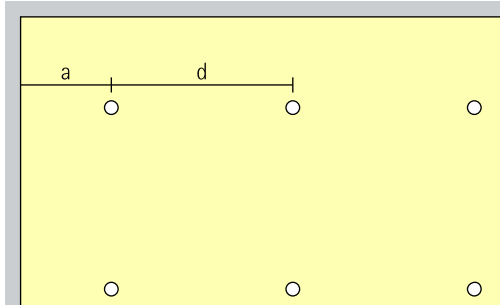
Quintessence round Surface-mounted luminaires – Luminaire arrangement

Surface-mounted downlights
Extra wide flood



General lighting
For uniform ambient lighting with high visual comfort, the spacing (d) between two Quintessence surface-mounted downlights may be up to approximately 1.5 times the height (h) of the luminaire above the working plane.

Arrangement: $d \leq 1.5 \times h$



The wall offset should be half the luminaire spacing.

Arrangement: $a = d / 2$



University of Ulster, Belfast.
Architecture: Todd Architects, Belfast. Lighting design: Delap and Waller, Antrim. Photography: Gavriil Papadiotis, London.

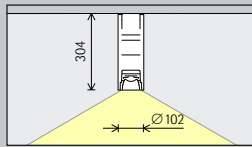
Evangelical Church, Darmstadt. Lighting design: Prof. Harald Hofmann, Lüdenscheid.



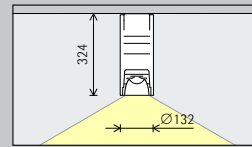
University of Neubrandenburg, Building 4, Neubrandenburg / Germany. Architecture: A&S GmbH Neubrandenburg. Lighting design: NEIB - Neubrandenburger Elektro-Ingenieur-Büro GmbH. Installation: EIM GmbH Elektro-Installation-Montage, Greifswald. Photography: Frieder Blickle, Hamburg.

Quintessence round Surface-mounted luminaires

Construction size



Size 3



Size 4

LED module
Maximum value at 4000K CRI 82

12W/1650lm

18W/2475lm

Light colour

	2700K CRI 92		3500K CRI 92
	3000K CRI 92		4000K CRI 82
	3000K CRI 97		4000K CRI 92

	2700K CRI 92		3500K CRI 92
	3000K CRI 92		4000K CRI 82
	3000K CRI 97		4000K CRI 92

Light distribution

Surface-mounted downlights

Extra wide flood

Surface-mounted downlights

Extra wide flood

Control

Switchable

Switchable

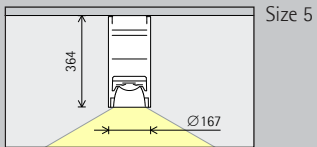
Colour (housing)

White

10,000 colours *

White

10,000 colours *



Size 5

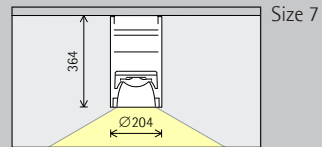
24W/3300lm

	2700K CRI 92		3500K CRI 92
	3000K CRI 92		4000K CRI 82
	3000K CRI 97		4000K CRI 92

Surface-mounted downlights
 Extra wide flood

Switchable

White
 10,000 colours *



Size 7

32W/4400lm

	2700K CRI 92		3500K CRI 92
	3000K CRI 92		4000K CRI 82
	3000K CRI 97		4000K CRI 92

Surface-mounted downlights
 Extra wide flood

Switchable

White
 10,000 colours *

* available on request

Article numbers and planning data:
www.erco.com/015734

Design and application:
www.erco.com/quintessence-s



