



## Parscan – Systematic diversity

### **The elegant and universal spot-light system for museums and shops**

Light, not luminaires—this is the foundation on which the sleek, cylindrical shape of Parscan is modelled. Different lighting solutions can be implemented efficiently thanks to precise and flexible photometrics. If the spotlight is directed vertically downwards as a downlight, the support bracket merges into the cylindrical shape. With its black housing, compact shape and a luminaire head that barely swivels out when rotated or tilted, the Parscan is also ideal for

mounting in ceiling channels. The excellent glare control enhances visual comfort even in challenging lighting situations. Displaying a minimalist design, the luminaire appears unobtrusive in museums, shops or places of worship.

## Parscan for 2-circuit track



### Structure and characteristics

The features described here are typical of products in this range. Special versions may offer additional or varying features. A comprehensive description of the features of individual products can be found on our website.

#### 1 ERCO Spherolit lens

- Light distributions: narrow spot, spot, flood, wide flood, extra wide flood, oval flood or wallwash
- Oval flood 360° rotation

or

#### Attachment (zoom spotlight)

- Zoom lens, continuously focusable
- Light distributions: zoom spot, zoom oval
- Zoom oval 360° rotation

#### 2 ERCO LED-module

- High-power LEDs: warm white (2700K or 3000K) or neutral white (3500K or 4000K)
- Collimating lens made of optical polymer

#### 3 Housing and bracket

- White (RAL9002), black or silver
- Cast aluminum, powder-coated
- 0°-90° tilt
- Bracket on adapter rotatable through 360°

#### 4 Control gear

- Trailing edge dimmable+On-board Dim
- Dimming with external dimmers (trailing edge) possible and rotary control for brightness control on the luminaire

#### 5 ERCO turning adapter for 2-circuit track

#### Variants on request

- Housing: 10,000 further colors
- Please contact your ERCO consultant.



Design and application:  
[www.erco.com/parscan](http://www.erco.com/parscan)

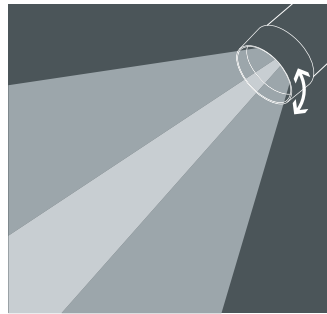
# Parscan for 2-circuit track



**Large lumen packages for very high illuminances**  
 The attention of the viewer can be focused via contrasting accents. ERCO has high-performance luminaires with large lumen packages in its range for this purpose.



**Oval flood freely rotatable**  
 The oval flood Spherolit lens can be freely rotated with round luminaire heads to optimally match the lighting to various objects.



**Zoom spotlights**  
 The light beam diameter can be infinitely adjusted from spot (15°) to wide flood (65°) by simply turning the lens. Zoom spotlights are particularly suitable for illuminating areas with changing exhibits and merchandise.



**Small luminaire dimensions**  
 Small luminaires are discreet and place the focus on the light itself. Compact luminaire dimensions are particularly advantageous with small rooms.



**Ideal for ceiling channels**  
 The minimalist design of Parscan is suitable for situations in which the luminaire should appear as discreet as possible - for example in museums or shops. If the luminaires are integrated into the ceiling channel they remain almost completely concealed.

Special characteristics	
	Large lumen packages for very high illuminances
	Oval flood, freely rotatable
	Zoom spotlight
	Small luminaire dimensions
	Ideal for ceiling channels

	ERCO high-power LEDs
	Efficient Spherolit technology
	Different light distributions
	Different light colors

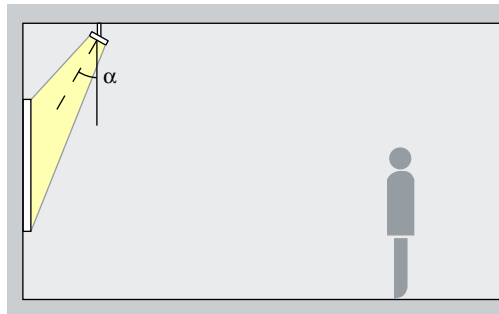
	Excellent thermal management
	EMC-optimized
	Various housing colors
	Various construction sizes
	Pivotable through 90°
	Accessory for maximum visual comfort

Trailing edge dimmable + On-board Dim

# Parscan for 2-circuit track – Luminaire arrangement

## Spotlights

Narrow spot, Spot, Flood



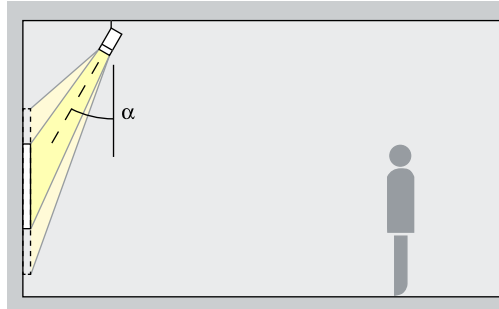
## Accentuation

Parscan spotlights accentuate art-work, products and architectural details effectively. The ideal angle of tilt ( $\alpha$ ) for this is around  $30^\circ$ . The object is modeled without distorting the effect as a result of excessive shadowing. It also prevents shadows cast by the observer.

Arrangement:  $\alpha = 30^\circ$

## Zoom spotlights

Zoom spot, Zoom oval



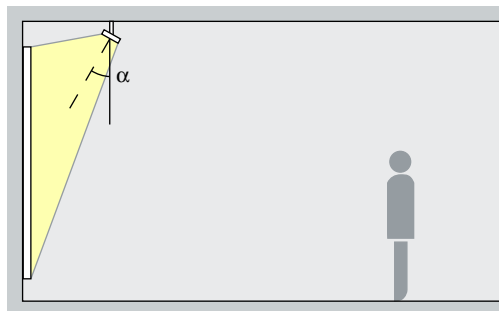
## Accentuation

Zoom spotlights feature a continuously adjustable beam angle. With the spot to wide flood zoom range, smaller works of art can be accentuated effectively at an inclination angle ( $\alpha$ ) of approximately  $30^\circ$ . The oval zoom is suitable for linear works of art. The object is modeled without distorting the effect as a result of excessive shadowing. It also prevents shadows cast by the observer.

Arrangement:  $\alpha = 30^\circ$

## Floodlights

Wide flood, Extra wide flood, Oval flood



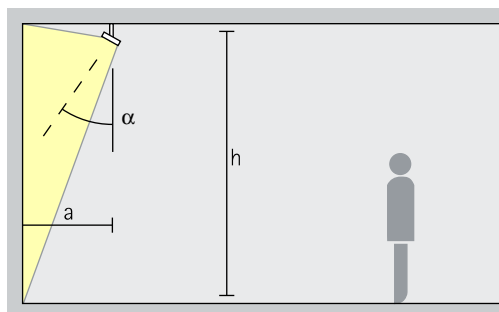
## Washlighting

The ideal angle of tilt ( $\alpha$ ) for flood-lighting objects with a long, square shape, e.g. pictures, sculptures or merchandise displays, is around  $30^\circ$ .

Arrangement:  $\alpha = 30^\circ$

## Lens wallwashers

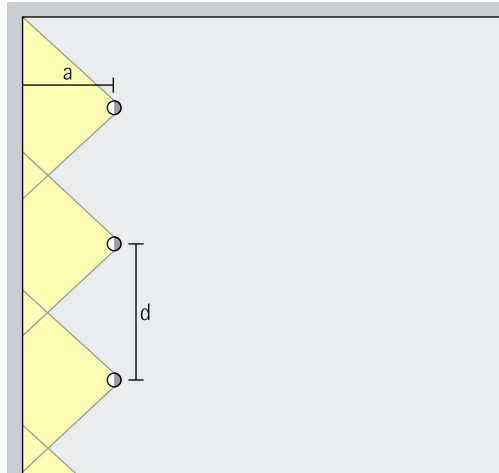
Wallwash



## Wallwashing

For uniform vertical illuminance, the distance ( $a$ ) of Parscan lens wallwashers from the wall should be around one third of the room height ( $h$ ). This results in an angle of tilt ( $\alpha$ ) of approx.  $35^\circ$ .

Arrangement:  $a = 1/3 \times h$   
 $\alpha = 35^\circ$



For good longitudinal uniformity, the spacing ( $d$ ) of Parscan lens wallwashers may be up to 1.2 times the offset from the wall ( $a$ ).

Arrangement:  $d \leq 1.2 \times a$

The optimal wall offset and luminaire spacing for each product are indicated in the catalog and the product data sheets.

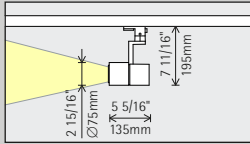
Cappella dei Principi, Florence. Lighting design: Arch. Maria Cristina Valenti. Photography: Marcela Schneider Ferreira, Florence.



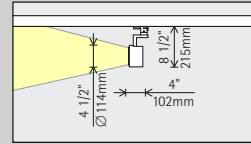
Palazzo Massimo, Rome. Lighting design: Arch. Francesca Storaro, Castel Gandolfo.

# Parscan for 2-circuit track

Construction size



Ø 2 15/16"



Ø 4 1/2"

LED module  
Maximum value at 4000K CRI 82

6W/825lm	2W/275lm (Narrow spot)
----------	------------------------

12W/1650lm	4W/550lm (Narrow spot)
------------	------------------------

Light color

	2700K CRI 92		3500K CRI 92
	3000K CRI 92		4000K CRI 82
	3000K CRI 97		4000K CRI 92

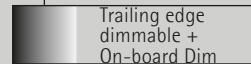
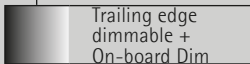
	2700K CRI 92		3500K CRI 92
	3000K CRI 92		4000K CRI 82
	3000K CRI 97		4000K CRI 92

Light distribution

Spotlights		Floodlights	
	Narrow spot		Wide flood
	Spot		Extra wide flood
	Flood		Oval flood
Zoom spotlights		Lens wallwashers	
	Zoom spot		Wallwash
	Zoom oval		

Spotlights		Floodlights	
	Narrow spot		Wide flood
	Spot		Extra wide flood
	Flood		Oval flood
Zoom spotlights		Lens wallwashers	
	Zoom spot		Wallwash
	Zoom oval		

Control



Color (housing)

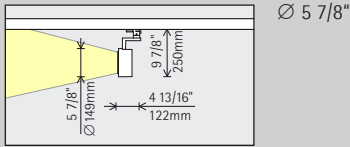
	White		Silver
	Black		10,000 colors *

	White		Silver
	Black		10,000 colors *

Accessories

	Lenses		Cross-baffle
	Snoots		Honeycomb anti-glare screen





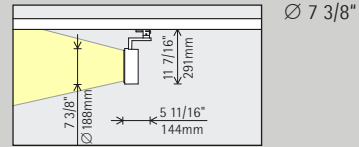
24W/3300lm	8W/1100lm (Narrow spot)
------------	-------------------------

	2700K CRI 92		3500K CRI 92
	3000K CRI 92		4000K CRI 82
	3000K CRI 97		4000K CRI 92

Spotlights		Floodlights	
	Narrow spot		Wide flood
	Spot		Extra wide flood
	Flood		Oval flood
		Lens wallwashers	
			Wallwash

Trailing edge dimmable + On-board Dim

	White		Silver
	Black		10,000 colors *



48W/6600lm	18W/2475lm (Narrow spot)
------------	--------------------------

	2700K CRI 92		3500K CRI 92
	3000K CRI 92		4000K CRI 82
	3000K CRI 97		4000K CRI 92

Spotlights		Floodlights	
	Narrow spot		Wide flood
	Spot		Extra wide flood
	Flood		Oval flood
		Lens wallwashers	
			Wallwash

Trailing edge dimmable + On-board Dim

	White		Silver
	Black		10,000 colors *

\* available on request

Article numbers and planning data:  
[www.erco.com/012323-us](http://www.erco.com/012323-us)

Design and application:  
[www.erco.com/parscan](http://www.erco.com/parscan)

