



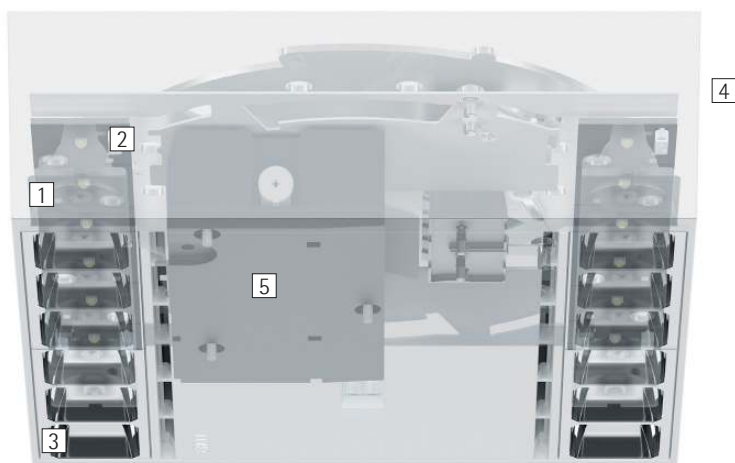
Compar square – The simple path to perfect light

Compact surface-mounted luminaires with versatile, high quality lighting technology

High quality surface-mounted luminaires are the right choice in rooms with solid ceilings and also for simple modernisation purposes. Compar surface-mounted luminaires are available for office spaces and many other applications in administration or public buildings. With their flat, compact housing they blend elegantly into the architecture. Three wattages and different light distributions allow nuanced lighting concepts for low to high rooms. Compar is

optimised for office workplaces with high visual comfort, and also improves levels of cost efficiency in circulation zones and foyers due to large luminaire spacing.

Compar square Surface-mounted luminaires



Structure and characteristics

The features described here are typical of products in this range. Special versions may offer additional or varying features. A comprehensive description of the features of individual products can be found on our website.

1 ERCO lens system

- Made of optical polymer
- Light distributions: wide flood, extra wide flood, oval wide flood or oval flood

2 ERCO LED-module

- High-power LED: warm white (2700K or 3000K) or neutral white (3500K or 4000K)

3 Louvre

- Polymer, black lacquered or aluminium vaporised, silver, mirror-finish
- Cut-off angle 30°

4 Housing

- White (RAL9002)
- Cast aluminium/polymer, powder-coated
- Ceiling fixture: metal

5 Control gear

- Switchable, phase dimmable or DALI dimmable
- Phase dimmable version: Dimming with external dimmers possible (trailing edge)

Variants on request

- Anti-dazzle louvre: coated matt gold, matt silver or matt champagne
 - Housing: 10,000 further colours
- Please contact your ERCO consultant.



Design and application:
www.erco.com/compar-square-s

Compar square Surface-mounted luminaires



Louvres for efficient visual comfort

A louvre is designed to restrict the view into the luminaire, achieving efficient visual comfort with an emission angle of 90°. An anti-glare louvre available in black or silver enables the luminaire to blend with the material and colour of the ceiling.



Suitable for office workstations

ERCO develops luminaires with the specifications of good glare control and high visual comfort. UGR values are used as support for purely norm-referenced lighting. With downlights though this should not be carried out using 'blanket' values, but should be implemented according to the individual arrangement of luminaires in the room.




Small luminaire dimensions


Small luminaires are discreet and place the focus on the light itself. Compact luminaire dimensions are particularly advantageous with small rooms.


Special characteristics


 Excellent visual comfort


 For office workstation lighting from UGR 6.9


 Small luminaire dimensions


 ERCO high-power LEDs


 Efficient lens system


 Cut-off 30°


 Different light colours

 Excellent thermal management

 EMC-optimised

 Easy installation

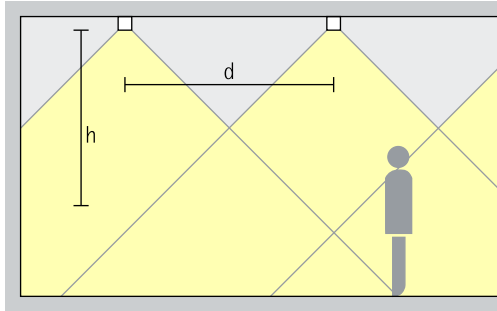
 Switchable

 Phase dimmable

 DALI dimmable

Compar square Surface-mounted luminaires – Luminaire arrangement

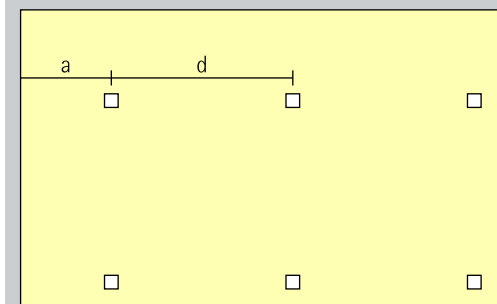
Surface-mounted downlights Wide flood, Extra wide flood



General lighting

For optimum general lighting, the luminaire spacing (d) between two Compar downlights may, as a rough guide, be up to 1.5 times the height (h) of the luminaire above the working plane.

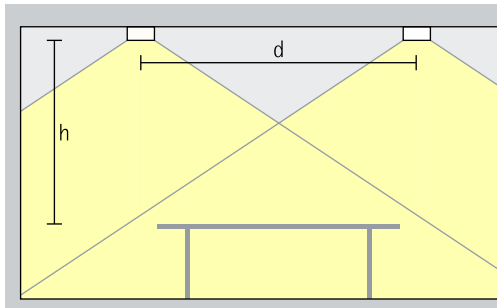
Arrangement: $d \leq 1.5 \times h$



The wall offset should be half the luminaire spacing.

Arrangement: $a = d / 2$

Surface-mounted downlights oval wide flood Oval wide flood

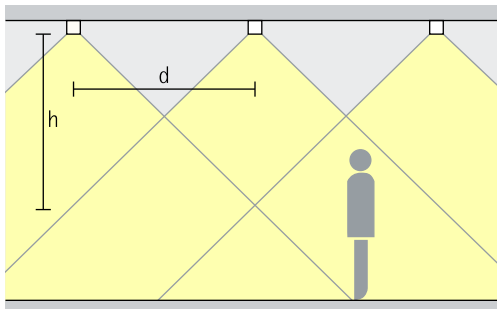


General lighting

For efficient workplace illumination in the office, with optimal uniformity and good facial recognition, the luminaire spacing (d) of Compar downlights with oval wide flood distribution (d) may be up to 1.5 times the height (h) of the luminaire above the working plane.

Arrangement: $d \leq 1.5 \times h$

Surface-mounted downlights oval flood Oval flood

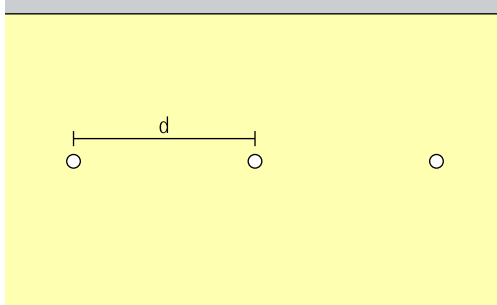


Linear lighting

As a rough guide for uniform illumination, the luminaire spacing (d) between two Compar downlights installed in a row may be up to 1.5 times the height (h) of the luminaire above the working plane.

Arrangement: $d \leq 1.5 \times h$

Application area: Hallways and corridors as well as above tables.

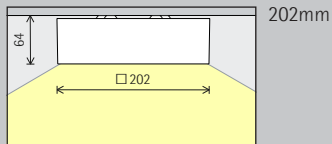


ERCO, Lüden-
scheid.
Photography:
Lukas Palik, Düs-
seldorf.



Compar square Surface-mounted luminaires

Construction size



LED module
Maximum value
at 4000K CRI 82

12W/1800lm
24W/3300lm
38W/4920lm

Light colour

	2700K CRI 92		3500K CRI 92
	3000K CRI 92		4000K CRI 82
	3000K CRI 97		4000K CRI 92

Light distribution

Surface-mounted downlights	Surface-mounted downlights oval wide flood
Wide flood	Oval wide flood
Extra wide flood	Surface-mounted downlights oval flood
	Oval flood

Control

	Switchable
	Phase dimmable
	DALI

Colour (housing/
louvre)

	White/Silver		10,000 colours */ Silver
	White/Black		10,000 colours */ Black

Accessories

	Spacer set
--	------------



* available on request

Article numbers and planning data:
www.erco.com/016701

Design and application:
www.erco.com/compar-square-s



