



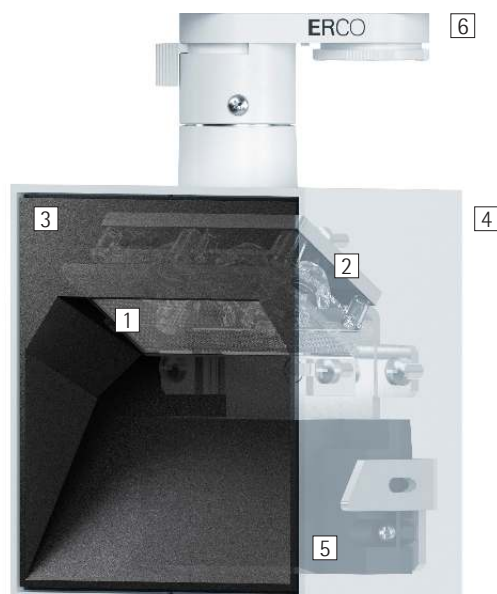
Pantrac – Lighting effects for walls

Simple and efficient wallwashing for museums and business premises

Pantrac exceeds the demands of the ultimate challenge in lighting design: perfect wallwashing. The system is designed to achieve superb uniform illumination of walls, product shelving or exhibits with total visual comfort. Innovative photometrics optimise its efficiency and, as a result, reduce the number of luminaires required, as these can be spaced further apart.

With its archetypal cubic design, the luminaire integrates as effort-

lessly with modern rooms as with historic architecture. A very wide dimming control range of 1% to 100% supports aesthetic and conservation aspects of artwork protection and gallery appearance.



Structure and characteristics

The features described here are typical of products in this range. Special versions may offer additional or varying features. A comprehensive description of the features of individual products can be found on our website.

1 ERCO Spherolit lens

- Light distribution: wallwash

2 ERCO LED-module

- High-power LEDs: warm white (2700K or 3000K) or neutral white (3500K or 4000K)
- Collimating lens made of optical polymer

3 Front cover

- Polymer, black lacquered

4 Housing

- White (RAL9002), black or silver
- Cast aluminium, powder-coated
- Rotatable through 360° on adapter

5 Control gear

- Switchable, phase dimmable+On-board Dim, DALI dimmable or Casambi Bluetooth
- Phase dimmable + On-board Dim version: Dimming with external dimmers (trailing edge) possible and rotary control for brightness control on the luminaire

6 ERCO 3-circuit adapter or ERCO DALI adapter

Variants on request

- Housing: 10,000 further colours
- Please contact your ERCO consultant.



Design and application:
www.erco.com/pantrac

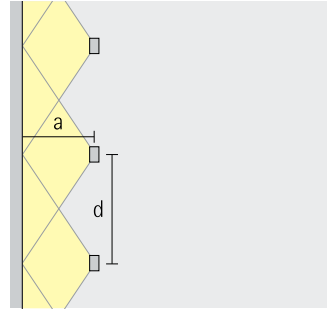
Pantrac for track 220-240V



Outstanding uniformity
Pantrac provides uniform vertical lighting to perfection - whether in prestigious entrance areas, in offices or in museums.







Simple installation
Pantrac creates perfect light for wallwashing without additional pivoting.




Large luminaire spacing
The high-efficiency Pantrac lighting technology enables luminaire spacing of up to one and a half times the distance to the wall.


Special characteristics


-  Outstanding uniformity
-  Easy installation
-  Wide luminaire spacing with wallwashing


 ERCO high-power LEDs


 Efficient Spherolit technology


 Different light colours


 Excellent thermal management


 EMC-optimised


 Various housing colours

 Various construction sizes

 Switchable

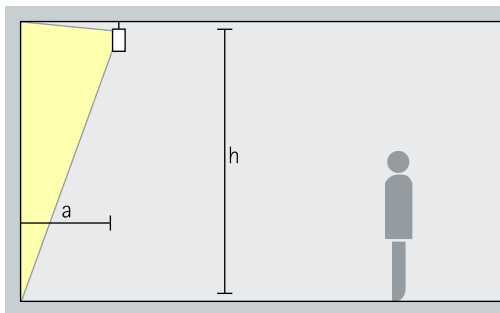
 Phase dimmable + On-board Dim

 DALI dimmable

 Casambi Bluetooth

Pantrac for track 220-240V – Luminaire arrangement

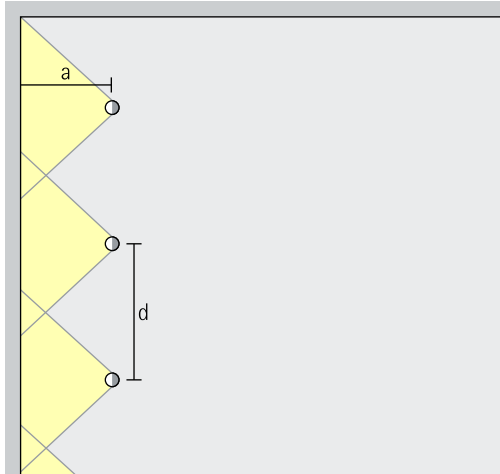
Lens wallwashers Wallwash



Wallwashing

For uniform vertical illuminance, the distance (a) of Pantrac lens wallwashers from the wall should be around one third of the room height (h). The luminaire head has been adjusted precisely for optimum wallwashing.

Arrangement: $a = 1/3 \times h$



For good longitudinal uniformity, the spacing (d) of Pantrac lens wallwashers may be up to 1.5 times the offset from the wall (a).

Arrangement: $d \leq 1.5 \times a$

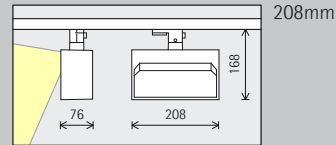
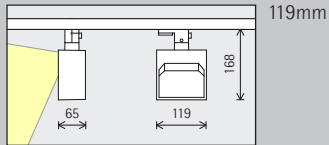
The optimal wall offset and luminaire spacing for each product are indicated in the wallwasher tables in the catalogue and the product data sheets.

Arup, Sydney.
Lighting design:
Arup. Photography:
Jackie Chan,
Sydney.



Pantrac for track 220-240V

Construction size



LED module
Maximum value at 4000K CRI 82

12W/1650lm

24W/3300lm

Light colour

	2700K CRI 92		3500K CRI 92
	3000K CRI 92		4000K CRI 82
	3000K CRI 97		4000K CRI 92

	2700K CRI 92		3500K CRI 92
	3000K CRI 92		4000K CRI 82
	3000K CRI 97		4000K CRI 92

Light distribution

	Lens wallwashers
	Wallwash

	Lens wallwashers
	Wallwash

Control

	Switchable		DALI
	Phase dimmable + On-board Dim		Casambi Bluetooth

	Switchable		DALI
	Phase dimmable + On-board Dim		Casambi Bluetooth

Colour (housing)

	White		Silver
	Black		10,000 colours *

	White		Silver
	Black		10,000 colours *



IKEA Museum,
Älmhult. Light-
ing design: DHA
Design London.
Mechanical engi-
neering: GMKI
Elkonsult AB
Malmö. Instal-
lation: ELUB AB
Växjö. Photogra-
phy: Johan Elm,
Stockholm.

* available on request

Article numbers and planning data:
www.erco.com/14683

Design and application:
www.erco.com/pantrac





Die Hinrichtung des Gefangenen
Die Hinrichtung des Gefangenen ist ein zentraler Bestandteil der Darstellung. Der Gefangene wird an einer Leinwand aufgehängt, während ein anderer Mann einen Stein auf seinen Kopf wirft. Die Szene ist von einer Gruppe von Zuschauern umgeben, die die Hinrichtung beobachten. Die Darstellung ist in einem detailreichen, fast plastischen Stil gehalten, was auf eine hohe Qualität der Webkunst hindeutet.