




Parscan OnTrack – Systematic diversity

The multifunctional spotlight system as a supplement to existing lighting installations

The evolution of Parscan brings a broad technical platform for even more quality of light, design flexibility and digital connectivity. A new generation of Spherolit lenses projects the light onto the target plane – precisely, uniformly and with superior efficiency. Miniaturised technology enables maximum optical performance even from size XS and the design is timeless and minimalist. Connection via transadapter makes Parscan compatible with many existing dimmable light-

ing installations, in projects such as museums, shops or sacred spaces. Parscan spotlights can be customised with tool-free, interchangeable lens units and a wide range of accessories to fulfil a wide variety of tasks.



Structure and characteristics

The features described here are typical of products in this range. Special versions may offer additional or varying features. A comprehensive description of the features of individual products can be found on our website.

1 ERCO lenses

- Made of optical polymer
- Spherolit lenses: narrow spot, spot, flood, wide flood, extra wide flood, oval flood, oval wide flood or wall-wash
- Zoom lenses: zoom spot or zoom oval; continuously focusable
- Projection lenses: narrow framing or wide framing; continuously focusable

2 Lens unit

- Rotatable through 360°
- Polymer, white or black
- Contour spotlights with framing attachment

3 ERCO LED-module

- High-power LEDs: warm white (2700K or 3000K) or neutral white (3500K or 4000K)
- Collimating lens made of optical polymer

4 Housing and bracket

- White (RAL9002), black or silver
- Die cast zinc or cast aluminium, powder-coated
- Pivotal 0°-90°
- Bracket: cast aluminium/polymer; rotatable through 360° on adapter

5 Control gear

- Phase dimmable+On-board Dim, DALI dimmable or Casambi Bluetooth
- Phase dimmable + On-board Dim version: Dimming with external dimmers (trailing edge) possible and rotary control for brightness control on the luminaire

6 ERCO transadapter or ERCO DALI transadapter

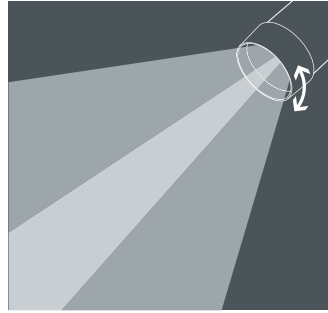
Variants on request

- Housing: 10,000 further colours
- Please contact your ERCO consultant.





Design and application:
www.erco.com/parscan-ontrack















Parscan OnTrack for track 220-240V



Contour spotlights
Framing attachments enable a sharply defined light beam. In this way fascinating effects can be created with contour spotlights, where crisply illuminated pictures appear to illuminate from within.

Zoom spotlights
The light beam diameter can be infinitely adjusted from spot (15°) to wide flood (65°) by simply turning the lens. Zoom spotlights are particularly suitable for illuminating areas with changing exhibits and merchandise.

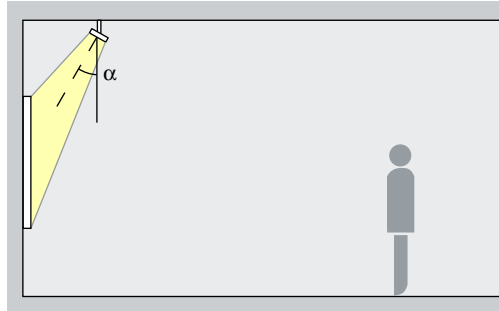
Special characteristics	
	Contour spotlight
	Zoom spotlight

	ERCO high-power LEDs		Excellent thermal management		Phase dimmable + On-board Dim
	Efficient Spherolit technology		EMC-optimised		DALI dimmable
	Different light distributions		Various housing colours		Casambi Bluetooth
	Oval flood, freely rotatable		Various construction sizes		
	Different light colours		Pivotable through 90°		
			Accessory for maximum visual comfort		

Parscan OnTrack for track 220-240V – Luminaire arrangement

Spotlights

Narrow spot, Spot, Flood



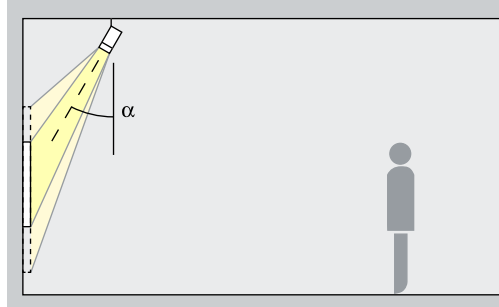
Accentuation

Works of art, merchandise and architectural details are effectively accentuated with Parscan. The ideal angle of tilt (α) for this is around 30° . The object is modelled without distorting the effect as a result of excessive shadowing. It also prevents shadows cast by the observer.

Arrangement: $\alpha = 30^\circ$

Zoom spotlights

Zoom spot, Zoom oval



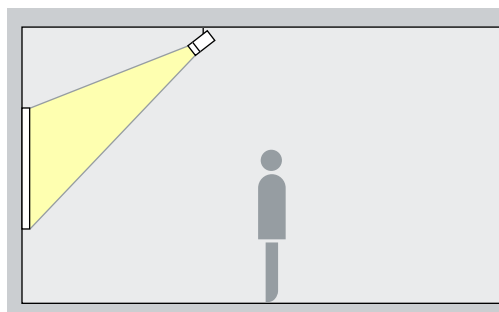
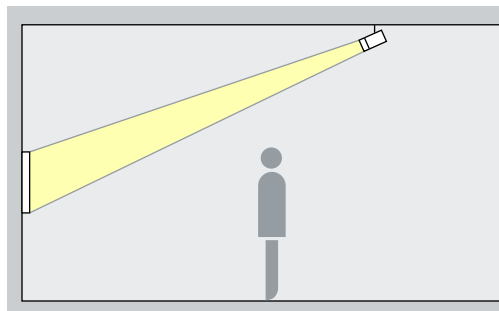
Accentuation

Zoom spotlights feature a continuously adjustable beam angle. With the spot to wide flood zoom range, smaller works of art can be accentuated effectively at an inclination angle (α) of approximately 30° . The oval zoom is suitable for linear works of art. The object is modelled without distorting the effect as a result of excessive shadowing. It also prevents shadows cast by the observer.

Arrangement: $\alpha = 30^\circ$

Contour spotlights

Narrow framing, Wide framing

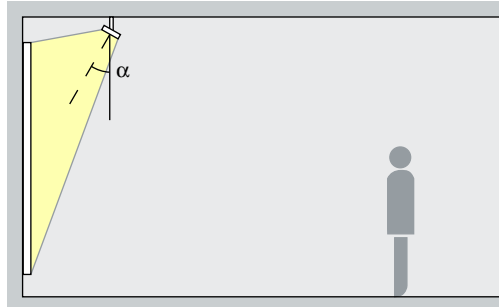


Projection

Contour spotlights generate freely adjustable, crisp-edged light beams. As a result fascinating effects can be created where pictures appear to illuminate from within. Select narrow framing to accurately illuminate small exhibits from a long distance and wide framing to accurately illuminate large exhibits from a short distance.

Floodlights

Wide flood, Extra wide flood, Oval wide flood, Oval flood



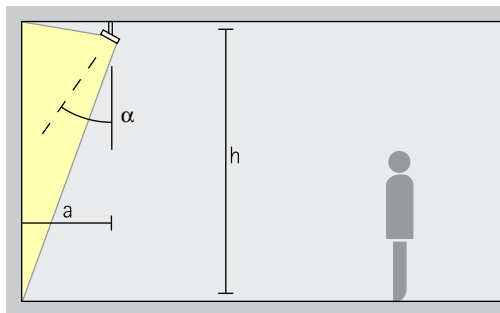
Washlighting

The ideal angle of tilt (α) for floodlighting objects with a long, square shape, e.g. pictures, sculptures or merchandise displays, is around 30° .

Arrangement: $\alpha = 30^\circ$

Parscan OnTrack for track 220-240V – Luminaire arrangement

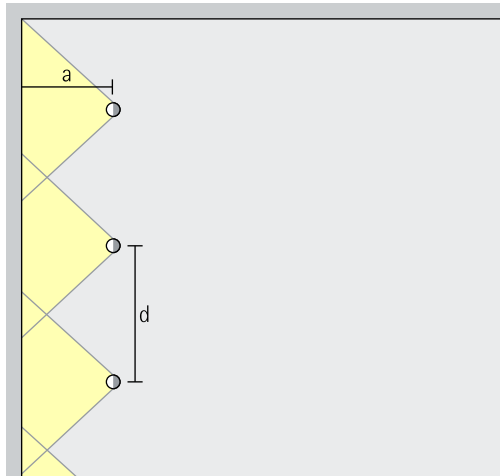
Lens wallwashers
Wallwash



Wallwashing

For uniform vertical lighting, the distance to the wall (a) of Parscan wallwashers should be around one third of the room height (h). This results in an angle of tilt (α) of approx. 35°.

Arrangement: $a = 1/3 \times h$ or $\alpha = 35^\circ$



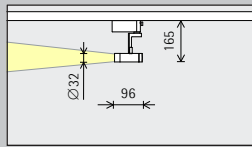
For good longitudinal uniformity, the luminaire spacing (d) of Parscan wallwashers may be up to 1.2 times the distance to the wall (a).

Arrangement: $d \leq 1.2 \times a$

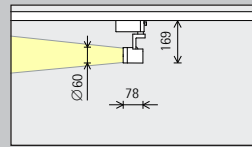
Optimal wall distances and luminaire spacing values for individual products are specified in the wallwasher tables at www.erco.com.

Parscan OnTrack for track 220-240V

Size



XS
Ø 32mm



S
Ø 60mm

LED module
Maximum value
at 4000K CRI 82

2W/272lm	3.1W/382lm (Narrow spot)
3.1W/382lm	

5.7W/810lm	3.1W/382lm (Narrow spot)
8.1W/1086lm	

Light colour

	2700K CRI 92		3500K CRI 92
	3000K CRI 92		4000K CRI 82
	3000K CRI 97		4000K CRI 92

	2700K CRI 92		3500K CRI 92
	3000K CRI 92		4000K CRI 82
	3000K CRI 97		4000K CRI 92

Light distribution

Spotlights		Floodlights	
	Narrow spot		Wide flood
	Spot		Extra wide flood
	Flood		Oval flood
Zoom spotlights		Lens wallwashers	
	Zoom spot		Wallwash
	Zoom oval		

Spotlights		Floodlights	
	Narrow spot		Wide flood
	Spot		Extra wide flood
	Flood		Oval flood
Zoom spotlights		Oval wide flood	
	Zoom spot	Lens wallwashers	
	Zoom oval		Wallwash
Contour spotlights			
	Narrow framing		
	Wide framing		

Control

	Phase dimmable + On-board Dim
	DALI
	Casambi Bluetooth

	Phase dimmable + On-board Dim
	DALI
	Casambi Bluetooth

Colour (housing)

	White		Silver
	Black		10,000 colours *

	White		Silver
	Black		10,000 colours *

Accessory

	Lenses		Lens Units		Snoot
	Filter		Honeycomb louvre		Barn doors

* available on request

Article numbers and planning data:
www.erco.com/020810

Design and application:
www.erco.com/parscan-ontrack





Small informational label below the left painting.



Small informational label below the right painting.

