



Quinta – Diversely combinable

Recessed spotlight with dark-light lens

Real team players: Quinta recessed spotlights go just as well with Quintessence or Atrium downlights as Eclipse or Uniscan spotlights. Quinta has the same mounting rings in sizes 3 to 8 as the downlights and the same dark-light lenses as the spotlights, thus providing quality of light and visual comfort at the highest levels. In this way, ceiling-integrated general lighting, accent lighting and wall-washing can be elegantly realised throughout, for example in lobbies or in the café of a museum. The

interchangeable darklight optics and matching accessories make Quinta extremely versatile. They simultaneously achieve a reduced, minimalist ceiling appearance – "light instead of luminaires". Up-to-date connectivity is a matter of course, including wireless control via Casambi Bluetooth as an option.



Structure and characteristics

The features described here are typical of products in this range. Special versions may offer additional or varying features. A comprehensive description of the features of individual products can be found on our website.

1 ERCO lenses

- Made of optical polymer
- Darklight lenses: narrow spot, spot, flood, wide flood or extra wide flood
- Spherolit lenses: oval flood, oval wide flood or wallwash

2 ERCO LED-module

- High-power LEDs: warm white (2700K or 3000K), neutral white (3500K or 4000K) or tunable white (2700-7500K)
- Collimating lens made of optical polymer

3 Lens unit and cover

- White (RAL9002) or black
- Polymer

4 Mounting ring

- Covered mounting detail
- Fixing for ceiling thicknesses of 1-25mm (size 3-4) or 1-30mm (size 5-8)
- Polymer, white
- For flush mounting: mounting ring to be ordered separately, fixing for ceiling thicknesses of 12.5-25mm

5 Housing

- Cast aluminium, designed as heat sink
- 0°-30° tilt, 360° rotation
- Fixing ring: polymer, black

6 Control gear

- Switchable, DALI dimmable or Casambi Bluetooth

Variants on request

- Connection: 3- or 5-pole plug with connection cable (Wago or Wieland)
 - Cover, lens unit and mounting ring: 10,000 further colours
- Please contact your ERCO consultant.



Design and application:
www.erco.com/quinta-r

Quinta Recessed spotlights



Darklight technology
The Darklight lens not only creates a magical impression with just one light point. It also features precise, uniform light distributions, wide flexibility in the selection of beam characteristics and state of the art efficiency.



Tunable white technology
Just as the colour temperature outdoors changes continuously during the day, the colour temperature of the lighting can be adjusted indoors to e.g. support lighting concepts for Human Centric Lighting.



Cover as design element
Quinta can be customised according to individual requirements and used as a ceiling-integrated design element. In addition to black and white, over 10,000 housing colours can be selected from.



Covered or flush mounting detail
As standard, all recessed luminaires have overlapping installation details. Flush mounting rings are available as accessories.



Flexibility of design thanks to accessories
Filters can be used to adjust the colour temperature. Snoots and honeycomb louvres increase visual comfort. You can model the spectrum and light distribution with filters or soft focus lenses.

Special characteristics	
	Efficient darklight technology
	Tunable white
	Colour variants on request
	Flush or covered mounting detail
	Accessory for maximum visual comfort

	ERCO high-power LEDs
	Optical cut-off 40°/50°/60°
	Different light distributions
	Oval flood, freely rotatable
	Different light colours

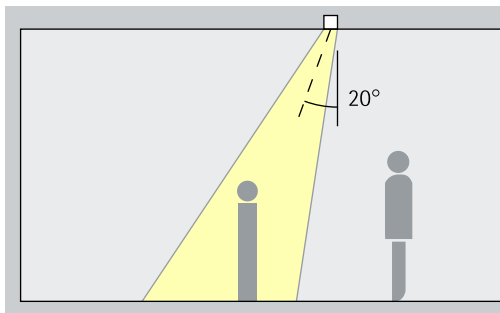
	Excellent thermal management
	EMC-optimised
	Various housing colours
	Various construction sizes
	Pivotable through 30°
	Tool-free mounting

	Switchable
	DALI dimmable
	Casambi Bluetooth

Quinta Recessed spotlights – Luminaire arrangement

Recessed spotlights

Narrow spot, Spot, Flood



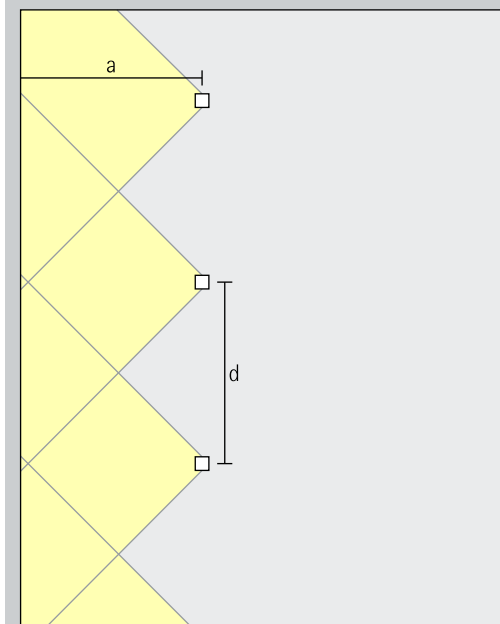
Accentuation

Quinta recessed spotlights effectively accentuate works of art, merchandise and architectural details. The ideal angle of tilt (α) for this is around 30° . The object is modelled without distorting the effect as a result of excessive shadowing. It also prevents shadows cast by the observer.

Arrangement: $\alpha = 30^\circ$

Recessed floodlights

Wide flood, Extra wide flood, Oval wide flood, Oval flood



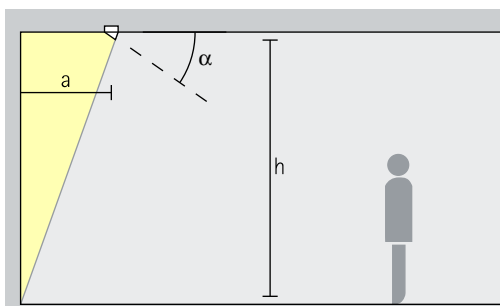
Washlighting

The ideal angle of tilt (α) for floodlighting objects with a long, square shape, e.g. pictures, sculptures or merchandise displays, is around 30° .

Arrangement: $\alpha = 30^\circ$

Recessed lens wallwashers

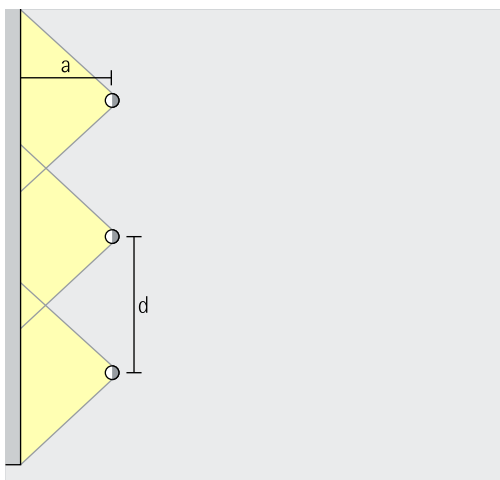
Wallwash



Wallwashing

For uniform vertical lighting, the distance to the wall (a) of Quinta lens wallwashers should be around one third of the room height (h). This results in an angle of tilt (α) of approx. 30° .

Arrangement: $a = 1/3 \times h$ or $\alpha = 30^\circ$



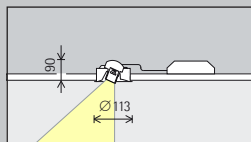
For good longitudinal uniformity, the spacing (d) of Quinta lens wallwashers may be up to 1.2 times the distance to the wall (a).

Arrangement: $d \leq 1.2 \times a$

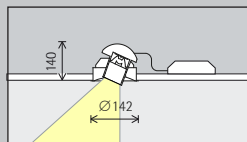
Optimal wall distances and luminaire spacing values for individual products are specified in the product data sheets.

Quinta Recessed spotlights, recessed floodlights, recessed wallwashers

Construction size



Size 3



Size 4

LED module
Maximum value at 4000K CRI 82

2W/272lm	3.1W/382lm (Narrow spot)
3.1W/382lm	

8.1W/1086lm	3.1W/382lm (Narrow spot)
12.4W/1528lm	

Light colour

	2700K CRI 92		3500K CRI 92
	3000K CRI 92		4000K CRI 82
	3000K CRI 97		4000K CRI 92

	2700K CRI 92		3500K CRI 92
	3000K CRI 92		4000K CRI 82
	3000K CRI 97		4000K CRI 92

Light distribution

Recessed spotlights	Recessed floodlights
Narrow spot	Wide flood
Spot	Extra wide flood
Flood	Oval flood
Recessed lens wallwashers	Oval wide flood
Wallwash	

Recessed spotlights	Recessed floodlights
Narrow spot	Wide flood
Spot	Extra wide flood
Flood	Oval flood
Recessed lens wallwashers	Oval wide flood
Wallwash	

Control

Switchable	Casambi Bluetooth
DALI	

Switchable	Casambi Bluetooth
DALI	

Colour (housing)

	White		10,000 colours *
	Black		








	White		10,000 colours *
	Black		

Accessories

	Lenses		Snout		Mounting plate for panelled ceilings
	Filter		Concrete mounting enclosure		Compensation set
	Lens Units		Mounting ring		Cover ring
	Honeycomb anti-glare screen		Spacer plate		




5.8W/698lm

Tunable white

Recessed spotlights	Recessed floodlights
 Spot	 Wide flood
 Flood	 Extra wide flood
Recessed lens wallwashers	 Oval flood
 Wallwash	 Oval wide flood

 DALI

 Casambi Bluetooth

 White	 10,000 colours *
 Black	

* available on request

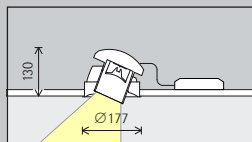
Article numbers and planning data:
www.erco.com/024720

Design and application:
www.erco.com/quinta-r



Quinta Recessed spotlights, recessed floodlights, recessed wallwashers

Construction size



Size 5

LED module
Maximum value at 4000K CRI 82

14.1W/1901lm	4.2W/481lm (Narrow spot)	18.2W/2156lm
21.6W/2673lm		

Light colour

	2700K CRI 92		3500K CRI 92		Tunable white
	3000K CRI 92		4000K CRI 82		
	3000K CRI 97		4000K CRI 92		

Light distribution

Recessed spotlights		Recessed floodlights		Recessed spotlights		Recessed floodlights	
	Narrow spot		Wide flood		Spot		Wide flood
	Spot		Extra wide flood		Flood		Extra wide flood
	Flood		Oval flood	Recessed lens wallwashers			Oval flood
Recessed lens wallwashers			Oval wide flood		Wallwash		Oval wide flood
Wallwash							

Control

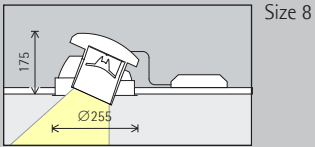
	Switchable		Casambi Bluetooth		DALI
	DALI				Casambi Bluetooth

Colour (housing)

	White		10,000 colours *		White		10,000 colours *
	Black				Black		

Accessories

	Lenses		Snoot		Mounting plate for panelled ceilings
	Filter		Concrete mounting enclosure		Compensation set
	Lens Units		Mounting ring		Cover ring
	Honeycomb anti-glare screen		Spacer plate		



19.9W/2834lm	12.6W/1443lm (Narrow spot)
30.3W/4035lm	

	2700K CRI 92		3500K CRI 92
	3000K CRI 92		4000K CRI 82
	3000K CRI 97		4000K CRI 92

Recessed spotlights	Recessed floodlights
Narrow spot	Wide flood
Spot	Extra wide flood
Flood	Oval flood
Recessed lens wallwashers	Oval wide flood
Wallwash	

Switchable	Casambi Bluetooth
DALI	

	White		10,000 colours *
	Black		

36.7W/3346lm

	Tunable white
--	---------------

Recessed spotlights	Recessed floodlights
Spot	Wide flood
Flood	Extra wide flood
Recessed lens wallwashers	Oval flood
Wallwash	Oval wide flood

DALI	
Casambi Bluetooth	

	White		10,000 colours *
	Black		

* available on request

Article numbers and planning data:
www.erco.com/024720

Design and application:
www.erco.com/quinta-r



