

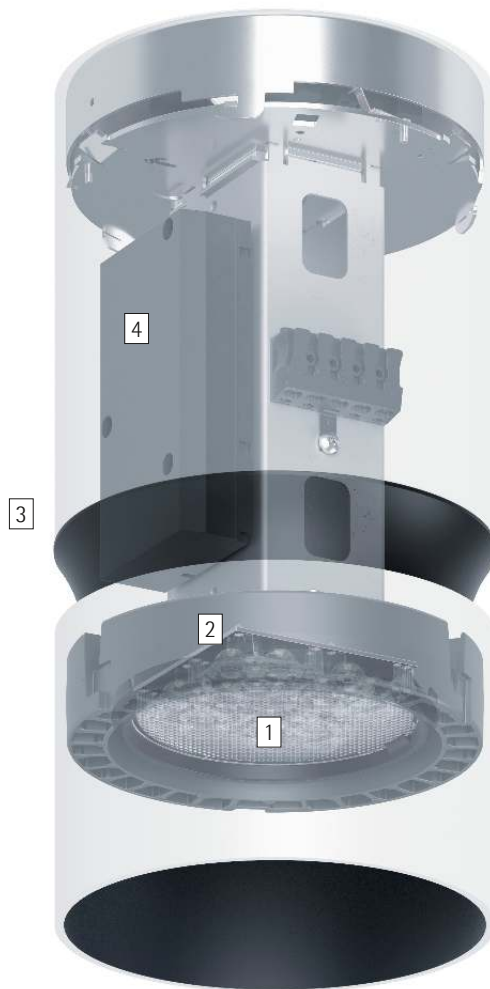
Atrium double focus – Sophisticated light for high rooms

Versatile, high lumen-output lighting technology – for illumination from large heights

Atrium double-focus luminaires are particularly suitable for high rooms, e.g. in foyers, public buildings and even sacred spaces. The cylindrical housing gains a striking design accent with the light-tight ventilation gap. Narrow downlight distributions generate precise lighting from large heights. In addition to recessed luminaires, Atrium also includes pendant luminaires with an optional indirect light component. All Atrium luminaires are

optionally available with black or silver anti-glare cone.

Atrium double focus Surface-mounted luminaires



Structure and characteristics

The features described here are typical of products in this range. Special versions may offer additional or varying features. A comprehensive description of the features of individual products can be found on our website.

1 ERCO Spherolit lens

- Light distributions: flood or wide flood

2 ERCO LED-module

- High-power LEDs: warm white (2700K or 3000K) or neutral white (3500K or 4000K)
- Collimating lens made of optical polymer

3 Cylinder

- White (RAL9002), black or silver
- Cut-off angle 30° or 40° from horizontal.
- Aluminum profile, powder-coated, black or matt silver coated inside
- Cone: polymer, black
- Ceiling fixture: metal

4 Control gear

- 0-10V dimmable

Variants on request

- Housing: 10,000 further colors
- Please contact your ERCO consultant.



Design and application:
www.erco.com/atrium-df-s

Atrium double focus Surface-mounted luminaires










Very high visual comfort
 ERCO has developed luminaires with special housing designs and high quality optical components specifically for demanding visual tasks to provide enhanced visual comfort.





Large lumen packages for very high illuminances
 The good glare control of the lens systems enables large lumen packages with high visual comfort.

Suitable for high rooms
 Theaters, atria and lecture halls are usually illuminated from the ceiling and therefore from a large height. Efficient lighting solutions for high rooms have luminaires that project the light precisely onto the surface to be illuminated, in this way avoiding spill light.

Special characteristics

-  Excellent visual comfort
-  Large lumen packages for very high illuminances
-  for high rooms

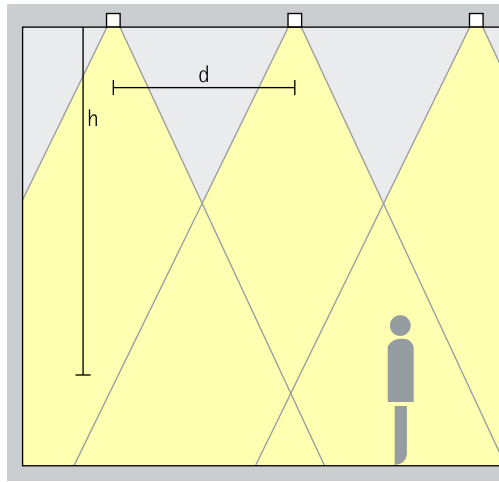
-  ERCO high-power LEDs
-  Efficient Spherolit technology
-  Cut-off 30°/40° from horizontal
-  Different light colors

-  Excellent thermal management
-  EMC-optimized
-  Various housing colors
-  Various construction sizes

0-10V 0-10V dimmable

Atrium double focus Surface-mounted luminaires – Luminaire arrangement

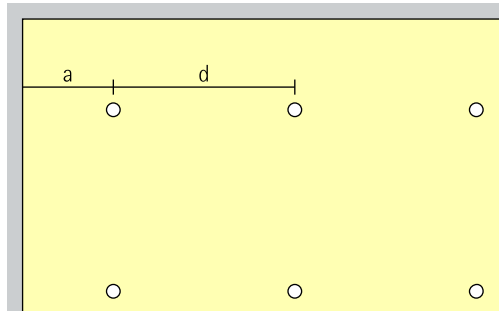
Surface-mounted downlights
Flood, Wide flood



General lighting
For uniform general lighting, the luminaire spacing (d) between two Atrium double focus downlights can be half the height (h) of the luminaire above the working plane (rough guide).

Arrangement: $d = h / 2$

Application area: rooms with high ceilings, e.g. foyers or event halls.

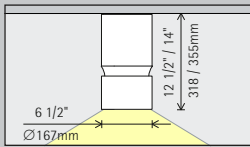


The recommended offset from the wall is half the luminaire spacing.

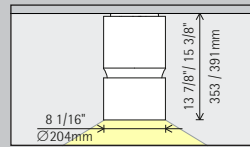
Arrangement: $a = d / 2$

Atrium double focus Surface-mounted luminaires

Construction size



Size 5



Size 7

LED module
Maximum value
at 4000K CRI 82

24.2W/3259lm
37.1W/4583lm

48.3W/6518lm
74.1W/9166lm

Light colour

	2700K CRI 92		3500K CRI 92
	3000K CRI 92		4000K CRI 82
	3000K CRI 97		4000K CRI 92

	2700K CRI 92		3500K CRI 92
	3000K CRI 92		4000K CRI 82
	3000K CRI 97		4000K CRI 92

Light distribution

Surface-mounted downlights	
	Flood
	Wide flood

Surface-mounted downlights	
	Flood
	Wide flood

Control

0-10V	0-10V
-------	-------

0-10V	0-10V
-------	-------

Color (housing)

	White		Silver matt
	Black		10,000 colors *

	White		Silver matt
	Black		10,000 colors *



* available on request

Article numbers and planning data:
www.erco.com/017672-us

Design and application:
www.erco.com/atrium-df-s



