



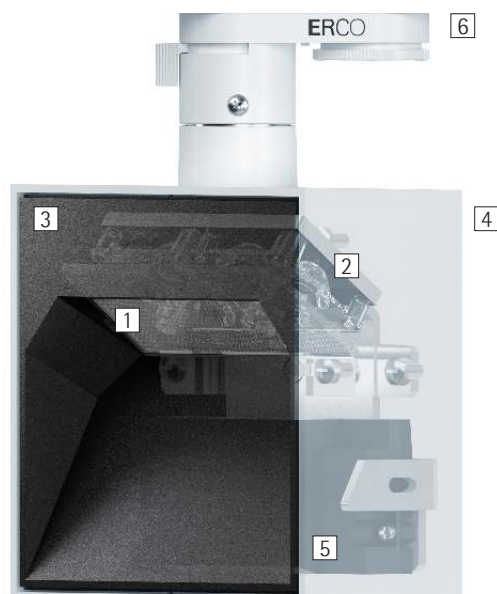
## Pantrac – Lighting effects for walls

### **Simple and efficient wallwashing for museums and business premises**

Pantrac exceeds the demands of the ultimate challenge in lighting design: perfect wallwashing. The system is designed to achieve superb uniform illumination of walls, product shelving or exhibits with total visual comfort. Innovative photometrics optimise its efficiency and, as a result, reduce the number of luminaires required, as these can be spaced further apart.

With its archetypal cubic design, the luminaire integrates as effort-

lessly with modern rooms as with historic architecture. A very wide dimming control range of 1% to 100% supports aesthetic and conservation aspects of artwork protection and gallery appearance.



## Structure and characteristics

The features described here are typical of products in this range. Special versions may offer additional or varying features. A comprehensive description of the features of individual products can be found on our website.

### 1 ERCO Spherolit lens

- Light distribution: wallwash

### 2 ERCO LED-module

- High-power LEDs: warm white (2700K or 3000K) or neutral white (3500K or 4000K)
- Collimating lens made of optical polymer

### 3 Front cover

- Polymer, black lacquered

### 4 Housing

- White (RAL9002), black or silver
- Cast aluminium, powder-coated
- Rotatable through 360° on adapter

### 5 Control gear

- Switchable, phase dimmable+On-board Dim, DALI dimmable or Casambi Bluetooth
- Phase dimmable + On-board Dim version: Dimming with external dimmers (trailing edge) possible and rotary control for brightness control on the luminaire

### 6 ERCO 3-circuit adapter or ERCO DALI adapter

#### Variants on request

- Housing: 10,000 further colours
- Please contact your ERCO consultant.



Design and application:  
[www.erco.com/pantrac](http://www.erco.com/pantrac)

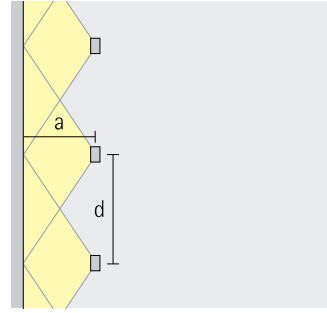
# Pantrac for track 220-240V



**Outstanding uniformity**  
Pantrac provides uniform vertical lighting to perfection - whether in prestigious entrance areas, in offices or in museums.









**Simple installation**  
Pantrac creates perfect light for wallwashing without additional pivoting.











**Large luminaire spacing**  
The high-efficiency Pantrac lighting technology enables luminaire spacing of up to one and a half times the distance to the wall.

**Special characteristics**

-  Outstanding uniformity
-  Easy installation
-  Wide luminaire spacing with wallwashing

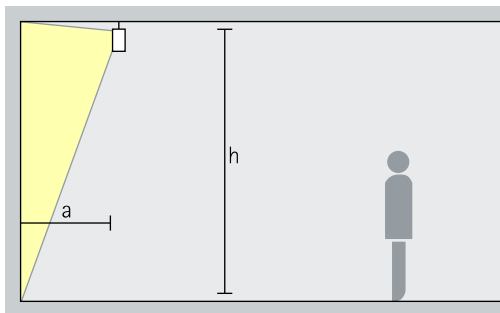
-  ERCO high-power LEDs
-  Efficient Spherolit technology
-  Different light colours

-  Excellent thermal management
-  EMC-optimised
-  Various housing colours
-  Various construction sizes

-  Switchable
-  Phase dimmable + On-board Dim
-  DALI dimmable
-  Casambi Bluetooth

## Pantrac for track 220-240V – Luminaire arrangement

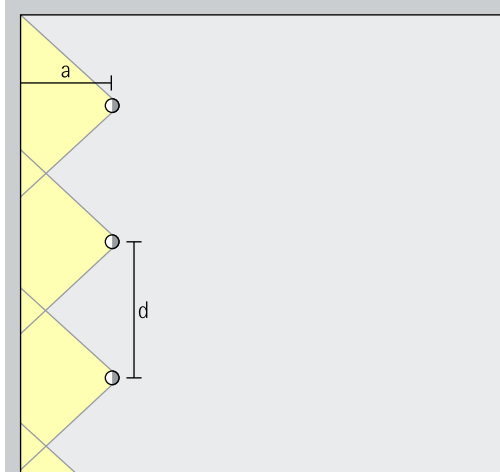
### Lens wallwashers Wallwash



### Wallwashing

For uniform vertical illuminance, the distance (a) of Pantrac lens wallwashers from the wall should be around one third of the room height (h). The luminaire head has been adjusted precisely for optimum wallwashing.

Arrangement:  $a = 1/3 \times h$



For good longitudinal uniformity, the spacing (d) of Pantrac lens wallwashers may be up to 1.5 times the offset from the wall (a).

Arrangement:  $d \leq 1.5 \times a$

The optimal wall offset and luminaire spacing for each product are indicated in the wallwasher tables in the catalogue and the product data sheets.



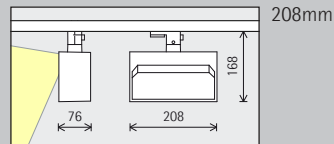
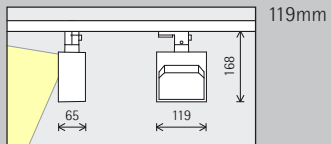
Arup, Sydney.  
Lighting design:  
Arup. Photography:  
Jackie Chan,  
Sydney.

Karavaevi Brothers  
Cafe – Bolshoy  
Levshinskiy Pereu-  
lok. Architecture  
and lighting  
design: V12 Archi-  
tects / Vvgeniy  
Shchetinkin,  
Lleeza Semionova,  
Moscow.



# Pantrac for track 220-240V

Construction size



LED module  
Maximum value at 4000K CRI 82

12.1W/1572lm

24.3W/3144lm

Light colour

	2700K CRI 92		3500K CRI 92
	3000K CRI 92		4000K CRI 82
	3000K CRI 97		4000K CRI 92

	2700K CRI 92		3500K CRI 92
	3000K CRI 92		4000K CRI 82
	3000K CRI 97		4000K CRI 92

Light distribution

	Lens wallwashers
	Wallwash

	Lens wallwashers
	Wallwash

Control

	Switchable		DALI
	Phase dimmable + On-board Dim		Casambi Bluetooth

	Switchable		DALI
	Phase dimmable + On-board Dim		Casambi Bluetooth

Colour (housing)

	White		Silver
	Black		10,000 colours *

	White		Silver
	Black		10,000 colours *



IKEA Museum,  
Älmhult. Light-  
ing design: DHA  
Design London.  
Mechanical engi-  
neering: GMKI  
Elkonsult AB  
Malmö. Instal-  
lation: ELUB AB  
Växjö. Photogra-  
phy: Johan Elm,  
Stockholm.

\* available on request

Article numbers and planning data:  
[www.erco.com/14683](http://www.erco.com/14683)

Design and application:  
[www.erco.com/pantrac](http://www.erco.com/pantrac)





**Die Hinrichtung des Gefangenen**  
Die Hinrichtung des Gefangenen ist ein zentraler Bestandteil der Geschichte der Hinrichtung. In diesem Bild wird die Hinrichtung eines Gefangenen dargestellt, der an einer Leinwand aufgehängt ist. Die Szene ist von einer Gruppe von Menschen umgeben, die die Hinrichtung beobachten. Die Hinrichtung ist ein zentraler Bestandteil der Geschichte der Hinrichtung. In diesem Bild wird die Hinrichtung eines Gefangenen dargestellt, der an einer Leinwand aufgehängt ist. Die Szene ist von einer Gruppe von Menschen umgeben, die die Hinrichtung beobachten.