



Optec – The all-round talent

Optec – the spotlight for any purpose

Anything is possible with Optec. In versions with different light distributions, Optec covers the full bandwidth of lighting requirements in shops, galleries and museums – high-contrast accent lighting, floodlighting of exhibits, uniform illumination of walls, or sharp-edged beams for striking effects. With innovative photometrics, Optec combines efficiency with visual comfort. To ensure excellent heat management and flawless performance, ERCO has separated the light head

and control gear, whilst, at the same time, the combination of cuboid and cylinder creates the visual impression of less volume and a classic design.



Structure and characteristics

The features described here are typical of products in this range. Special versions may offer additional or varying features. A comprehensive description of the features of individual products can be found on our website.

1 ERCO Spherolit lens

- Light distributions: narrow spot, spot, flood, wide flood, extra wide flood, oval flood or wallwash
- Oval flood 360° rotation

or

Attachment (zoom spotlight)

- Zoom lens, continuously focusable
- Light distributions: zoom spot, zoom oval
- Zoom oval 360° rotation

or

Attachment (contour spotlight)

- Rotatable through 360°
- Framing attachment
- Holder with projection lens, continuously focusable

2 ERCO LED-module

- High-power LEDs: warm white (2700K or 3000K) or neutral white (3500K or 4000K)
- Collimating lens made of optical polymer

3 Cylindrical light head

- White (RAL9002), black or silver
- Cast aluminium, powder-coated
- 270° tilt

4 Housing

- White (RAL9002), black or silver
- Polymer
- Rotatable through 360° on adapter

5 Control gear

- Switchable, phase dimmable+On-board Dim, DALI dimmable or Casambi Bluetooth
- Phase dimmable + On-board Dim version: Dimming with external dimmers (trailing edge) possible and rotary control for brightness control on the luminaire

6 ERCO 3-circuit adapter or ERCO DALI adapter

Variants on request

- Housing: 10,000 further colours
- Please contact your ERCO consultant.



Design and application:
www.erco.com/optec

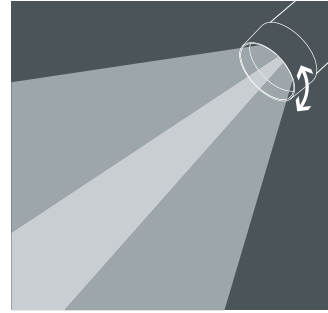
Optec for track 220-240V



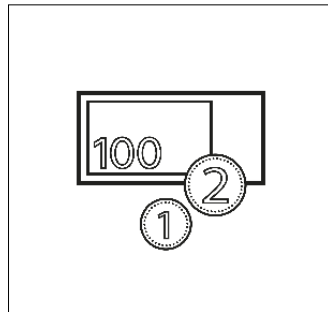
Oval flood freely rotatable
The oval flood Spherolit lens can be freely rotated with round luminaire heads to optimally match the lighting to various objects.



Contour spotlights
Framing attachments enable a sharply defined light beam. In this way fascinating effects can be created with contour spotlights, where crisply illuminated pictures appear to illuminate from within.



Zoom spotlights
The light beam diameter can be infinitely adjusted from spot (15°) to wide flood (65°) by simply turning the lens. Zoom spotlights are particularly suitable for illuminating areas with changing exhibits and merchandise.



Very good price performance ratio
The entry-level products offer an attractive price/performance ratio for lighting design tasks especially oriented towards cost-effectiveness. The luminaires of course meet high levels of energy efficiency and the basic requirements for visual comfort.

Special characteristics	
	Oval flood, freely rotatable
	Contour spotlight
	Zoom spotlight
	Very good price performance ratio

	ERCO high-power LEDs
	Efficient Spherolit technology
	Different light distributions
	Different light colours

	Excellent thermal management
	EMC-optimised
	Various housing colours
	Various construction sizes
	Pivotable through 270°
	Accessory for maximum visual comfort

	Switchable
	Phase dimmable + On-board Dim
	DALI dimmable
	Casambi Bluetooth

Optec for track 220-240V – Luminaire arrangement

Spotlights

Narrow spot, Spot, Flood



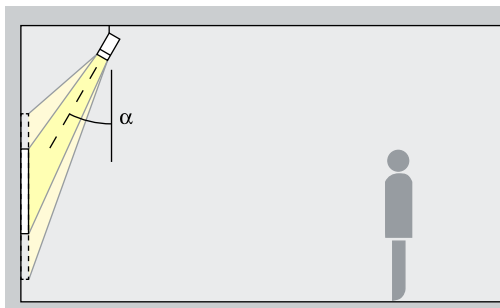
Accentuation

Optec spotlights accentuate artwork, products and architectural details effectively. The ideal angle of tilt (α) for this is around 30° . The object is modelled without distorting the effect as a result of excessive shadowing. It also prevents shadows cast by the observer.

Arrangement: $\alpha = 30^\circ$

Zoom spotlights

Zoom spot, Zoom oval



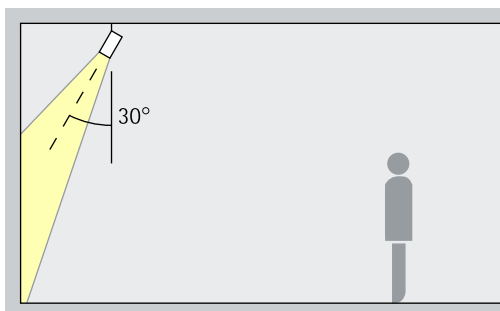
Accentuation

Zoom spotlights feature a continuously adjustable beam angle. With the spot to wide flood zoom range, smaller works of art can be accentuated effectively at an inclination angle (α) of approximately 30° . The oval zoom is suitable for linear works of art. The object is modelled without distorting the effect as a result of excessive shadowing. It also prevents shadows cast by the observer.

Arrangement: $\alpha = 30^\circ$

Contour spotlights

Narrow framing



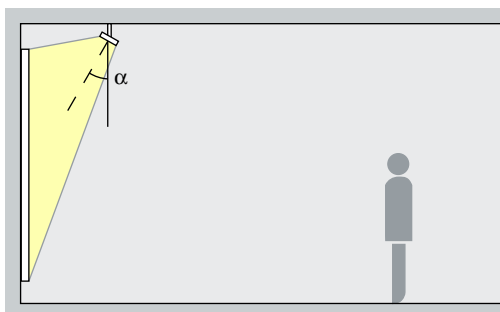
Projection

Spotlights with framing attachments enable freely settable, crisp-edged light beams. As a result fascinating effects can be created where pictures appear to illuminate from within. The ideal angle of tilt (α) is 30° .

Arrangement: $\alpha = 30^\circ$

Floodlights

Wide flood, Extra wide flood, Oval flood



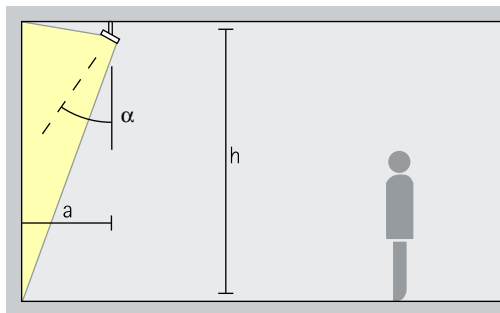
Washlighting

The ideal angle of tilt (α) for floodlighting objects with a long, square shape, e.g. pictures, sculptures or merchandise displays, is around 30° .

Arrangement: $\alpha = 30^\circ$

Optec for track 220-240V – Luminaire arrangement

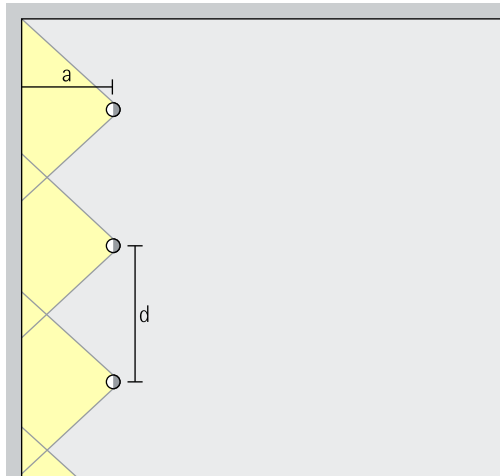
Lens wallwashers Wallwash



Wallwashing

For uniform vertical illuminance, the distance (a) of Optec lens wallwashers from the wall should be around one third of the room height (h). This results in an angle of tilt (α) of approx. 35°.

Arrangement: $a = 1/3 \times h$ or $\alpha = 35^\circ$



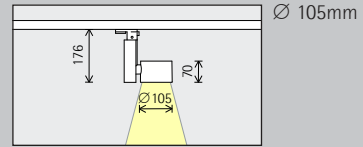
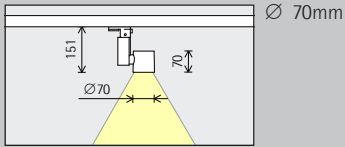
For good longitudinal uniformity, the spacing (d) of Optec lens wallwashers may be up to 1.2 times the offset from the wall (a).

Arrangement: $d \leq 1.2 \times a$

The optimal wall offset and luminaire spacing for each product are indicated in the wallwasher tables in the catalogue and the product data sheets.

Optec for track 220-240V

Construction size



LED module Maximum value at 4000K CRI 82

6.1W/786lm	2W/262lm (Narrow spot)
9.3W/1107lm	3.1W/369lm (Narrow spot)

12.1W/1572lm	4W/524lm (Narrow spot)
18.6W/2213lm	6.2W/738lm (Narrow spot)

Light colour

	2700K CRI 92		3500K CRI 92
	3000K CRI 92		4000K CRI 82
	3000K CRI 97		4000K CRI 92

	2700K CRI 92		3500K CRI 92
	3000K CRI 92		4000K CRI 82
	3000K CRI 97		4000K CRI 92

Light distribution

Spotlights		Floodlights	
	Narrow spot		Wide flood
	Spot		Extra wide flood
	Flood		Oval flood
Zoom spotlights		Lens wallwashers	
	Zoom spot		Wallwash
	Zoom oval		

Spotlights		Floodlights	
	Narrow spot		Wide flood
	Spot		Extra wide flood
	Flood		Oval flood
Zoom spotlights		Lens wallwashers	
	Zoom spot		Wallwash
	Zoom oval		

Control

	Switchable		DALI
	Phase dimmable + On-board Dim		Casambi Bluetooth

	Switchable		DALI
	Phase dimmable + On-board Dim		Casambi Bluetooth

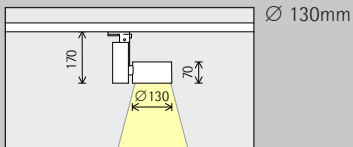
Colour (housing)

	White		Silver
	Black		10,000 colours *







	White		Silver
	Black		10,000 colours *








Accessories





	Lenses		Cross-baffle
	Snoot		Honeycomb anti-glare screen







24.3W/3144lm	8.1W/1048lm (Narrow spot)
37.3W/4427lm	12.4W/1476lm (Narrow spot)

	2700K CRI 92		3500K CRI 92
	3000K CRI 92		4000K CRI 82
	3000K CRI 97		4000K CRI 92

Spotlights		Floodlights	
	Narrow spot		Wide flood
	Spot		Extra wide flood
	Flood		Oval flood
		Lens wallwashers	
			Wallwash

	Switchable		DALI
	Phase dimmable + On-board Dim		Casambi Bluetooth

	White		Silver
	Black		10,000 colours *

* available on request

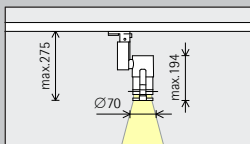
Article numbers and planning data:
www.erco.com/013760

Design and application:
www.erco.com/optec



Optec for track 220-240V

Construction size Ø 70mm



LED module
Maximum value
at 4000K CRI 82

6.1W/786lm
9.3W/1107lm

Light colour

	2700K CRI 92		3500K CRI 92
	3000K CRI 92		4000K CRI 82
	3000K CRI 97		4000K CRI 92

Light distribution

Contour spotlights
Narrow framing

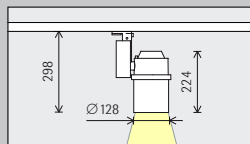
Control

	Switchable		DALI
	Phase dimmable + On-board Dim		Casambi Bluetooth

Colour (housing)

	White		Silver
	Black		10,000 colours *

Ø 128mm



18.2W/2358lm

28W/3320lm

2700K CRI 92

3500K CRI 92

3000K CRI 92

4000K CRI 82

3000K CRI 97

4000K CRI 92

Contour spotlights

Narrow framing

Switchable

DALI

Phase dimmable + On-board Dim

Casambi Bluetooth

White

Silver

Black

10,000 colours *



Liangzhu Museum, Hangzhou. Architecture: David Chipperfield, London. Lighting design: Hangzhou Zhengye Interior Design Co. Ltd.. Installation: Hangzhou Longsun Lighting Co., Ltd.. Photography: Jackie Chan, Sydney.

* available on request

Article numbers and planning data:
www.erco.com/013760

Design and application:
www.erco.com/optec





Exhibition Mies van der Rohe in the Ludwig Forum, Aachen. Exhibition architecture: Team of the Ludwig Forum for International Art, Aachen. Photography: Thomas Mayer, Neuss.

De Krakeling
(Wereldhave),
Amsterdam.
Architecture:
Kodde Architec-
ten, Amsterdam.
Interior design:
Casper Schwarz
Architects. Light-
ing design:
Casper Schwarz
Architects. Photo-
graphy: Lukas
Palik.





Deutsches
Museum, Munich.
Lighting design:
Prof Michael
Schmidt, Bruck-
mühl (mslicht.de).
Exhibition plan-
ning and design
of lighting con-
cepts: neo.studio,
Berlin, Büro
Müller-Rieger
GmbH, Munich,
Team Thöner Aus-
stellungen GmbH
i.G., Augsburg.
Photography:
David Schreyer.